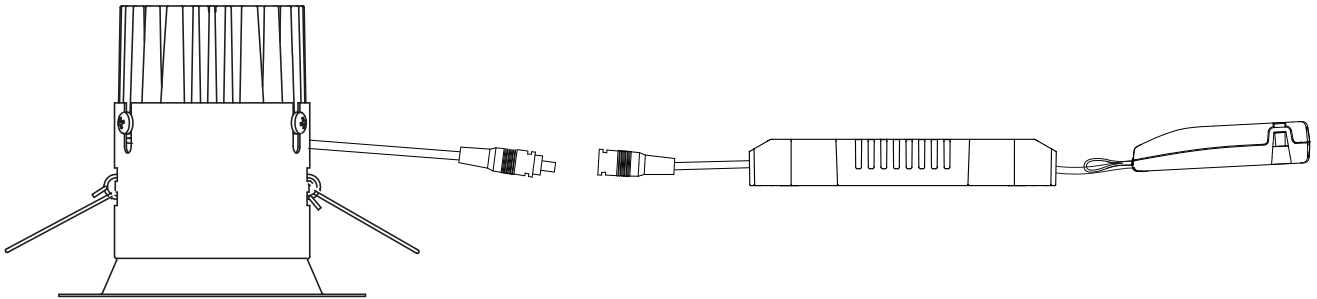




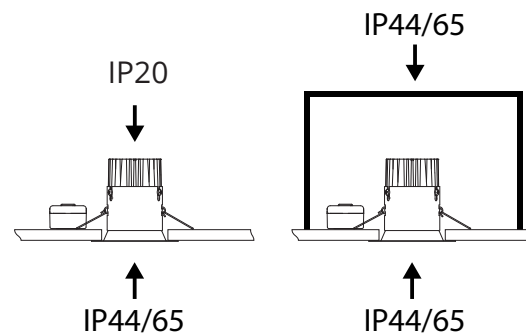
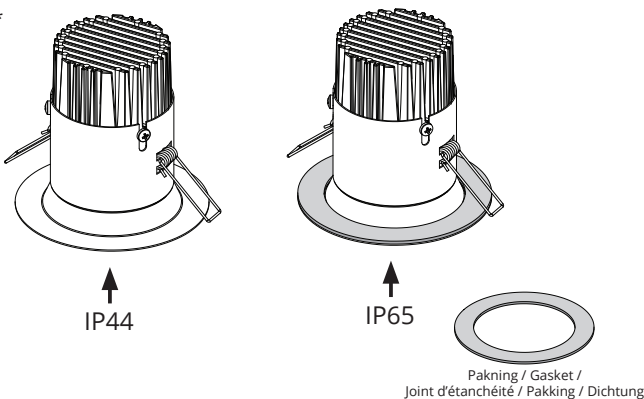
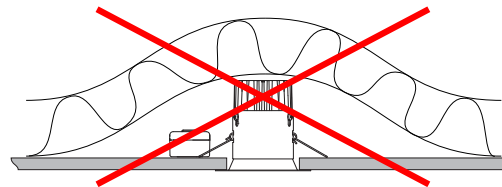
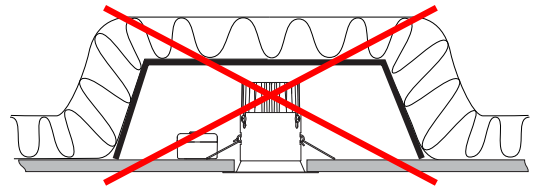
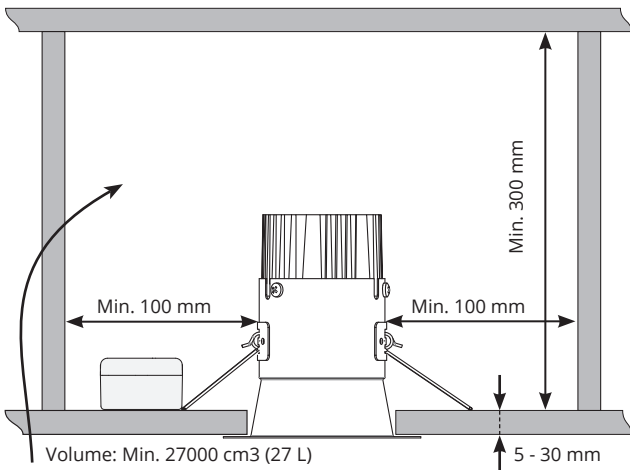
# Jupiter Pro Soft Dali



220-240V, 50/60Hz, 22W



	Jupiter Pro	Rehab 180	Rehab 250	Rehab 300
	Ø83 mm	Ø83-165 mm	Ø170-230 mm	Ø255-280



## NORWAY

SG Armaturen AS

Skytterheia 25  
N-4790 Lillesand

Tel: +47 37 50 03 00  
firmapost@sg-as.no  
www.sg-as.no

## SWEDEN

SG Armaturen AB  
Tel: +46 31 81 71 10  
info@sg-ab.se  
www.sg-ab.se

## FINLAND

SG Armaturen Oy  
Tel: +358 02 07 30 39 60  
info@sg-oy.fi  
www.sg-oy.fi

## DENMARK

SG Armaturen A/S  
Tel: +45 70 70 72 13  
info@sg-as.dk  
www.sg-as.dk

## UNITED KINGDOM

SG Lighting LTD  
Tel: +47 37 50 03 00  
info@sglighting.co.uk  
www.sglighting.co.uk

## FRANCE

SG Lighting SA/NV  
Tel: +33(0) 4 94 93 00 00  
info.france@sglighting.fr  
www.sglighting.net

## BENELUX

SG Lighting SA/NV  
Tel: +32(0) 15 20 72 71  
info.benelux@sglighting.net  
www.sglighting.net

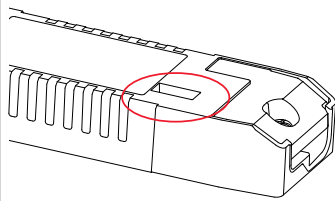
## GERMANY

SG Leuchten GmbH  
Tel: +49 40 23 99 44 59  
info@sg-leuchten.de  
www.sg-leuchten.de

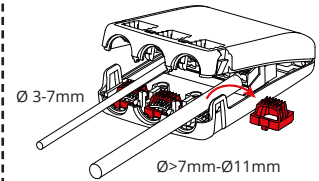
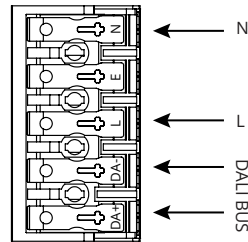
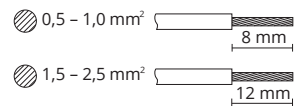
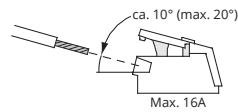
## INTERNATIONAL

SG Lighting Co Ltd.  
Tel: +86 769 88 49 20 88  
cindy@sgdgc.com  
www.sg-as.com

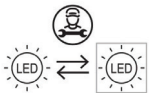
## Dipswitch



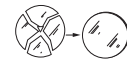
	mA	lm
	300	50%
	350	58%
	400	67%
	450	75%
	500	83%
	550	92%
	600	100%
	650	-
	700	-
	750	-
	800	-
	850	-
	900	-
	950	-
	1000	-
	1050	-



2: Replaceable (LED only)  
light source by a profession



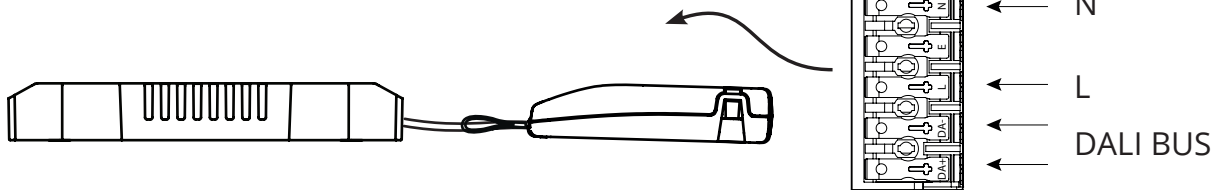
3: Replaceable control gear  
by a professional



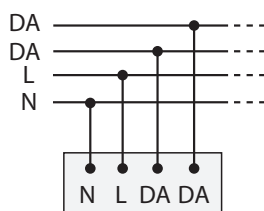
**NO:** Kan kun installeres og vedlikeholdes av en registrert installasjonsvirksomhet.  
**DK:** Må kun installeres og vedlikeholdes af uddannet elektriker.  
**SE:** Skall installeras och underhållas av behörig elektriker.  
**EN:** Only to be installed and maintained by an authorized electrician.  
**FR:** Doit être installé et maintenu par un électricien qualifié.  
**NL:** Mag alleen geïnstalleerd en onderhouden worden door een bevoegde elektricien.  
**DE:** Dieses Produkt darf nur durch autorisiertes Personal (z.B. Elektro-Installateur) angeschlossen, in Betrieb genommen und gewartet werden.  
**FI:** Asentaa ja huolttaa saa vain valtuutettu sähköasentaja

**NO:** Skru av strømmen før montering.  
**DK:** Sluk for strømmen inden montering.  
**SE:** Stäng av strømmen innan montering.  
**EN:** Turn off power before installing.  
**FR:** Couper le courant avant l'installation.  
**NL:** Stroom uitschakelen voor u het toestel installeert.  
**DE:** Vor Installationsarbeiten den Strom abschalten.  
**FI:** Sammuta virta ennen kytkemistä

**NO:** Skadet glass må erstattes med nytt.  
**EN:** Damaged glass must be replaced.  
**DK:** Beskadiget glas skal udskiftes  
**SE:** Skadat glas måste ersättas med nytt.  
**FR:** Tout verre endommagé doit être remplacé.  
**NL:** Gebroken glas moet vervangen worden.  
**DE:** Glasscherben müssen ausgetauscht werden.  
**FI:** Vaurioitunut lasi on vaihdettava



## DALI Dim



## Push Dim

