

Environmental product declaration

in accordance with ISO 14025 and EN 15804+A2

Tube Mini Decoration Ring 20mm



The Norwegian EPD Foundation

Owner of the declaration:

SG Armaturen AS

Product:

Tube Mini Decoration Ring 20mm

Declared unit:

1 pcs

This declaration is based on Product Category Rules:

CEN Standard EN 15804:2012+A2:2019 serves as core PCR

IBU PCR - Part B for luminaires, lamps, and components for luminaires

Program operator:

The Norwegian EPD Foundation

Declaration number:

NEPD-11527-11453

Registration number:

NEPD-11527-11453

Issue date:

24.06.2025

Valid to:

24.06.2030

EPD software:

LCAno EPD generator ID: 1074720

General information

Product

Tube Mini Decoration Ring 20mm

Program operator:

The Norwegian EPD Foundation
Post Box 5250 Majorstuen, 0303 Oslo, Norway
Phone: +47 977 22 020
web: www.epd-norge.no

Declaration number:

NEPD-11527-11453

This declaration is based on Product Category Rules:

CEN Standard EN 15804:2012+A2:2019 serves as core PCR
IBU PCR - Part B for luminaires, lamps, and components for
luminaires

Statement of liability:

The owner of the declaration shall be liable for the underlying
information and evidence. EPD Norway shall not be liable with respect
to manufacturer information, life cycle assessment data and
evidences.

Declared unit:

1 pcs Tube Mini Decoration Ring 20mm

Declared unit with option:

A1, A2, A3, A4, A5, C1, C2, C3, C4, D

Functional unit:

1 Tube Mini Decoration Ring 20mm manufactured and installed
including waste treatment at end-of-life.

General information on verification of EPD from EPD tools:

Independent verification of data, other environmental information
and the declaration according to ISO 14025:2010, § 8.1.3 and § 8.1.4.
Verification of each EPD is made according to EPD-Norway's
guidelines for verification and approval requiring that tools are i)
integrated into the company's environmental management system, ii)
the procedures for use of the EPD tool are approved by EPD-Norway,
and iii) the process is reviewed annually by an independent third
party verifier. See Appendix G of EPD-Norway's General Programme
Instructions for further information on EPD tools

Verification of EPD tool:

Independent third party verification of the EPD tool, background data
and test-EPD in accordance with EPDNorway's procedures and
guidelines for verification and approval of EPD tools. Approval
number: NEPDT41.

Third party verifier:

Vito D'Incognito, Take Care International

(no signature required)

Owner of the declaration:

SG Armaturen AS
Contact person: Audun Skare
Phone: +47 90021243
e-mail: audun.skare@sg-as.no

Manufacturer:

SG Armaturen AS
Skytterheia 25
4790 Lillesand, Norway

Place of production:

SG Armaturen production site Dong Guan (China)
No. 96 Wen Quan South Road, Shi Long Information Industrial Park
523325 Dong Guan, China

Management system:

Organisation no:

958560931

Issue date:

24.06.2025

Valid to:

24.06.2030

Year of study:

2024

Comparability:

EPD of construction products may not be comparable if they not
comply with EN 15804 and seen in a building context.

Development and verification of EPD:

The declaration is created using EPD tool lca.tools ver EPD2021.09,
developed by LCA.no. The EPD tool is integrated in the company's
management system, and has been approved by EPD Norway.
NEPDT63

Developer of EPD: Eva Linn Jenssen

Reviewer of company-specific input data and EPD: Audun Skare

Approved:



Håkon Hauan, CEO EPD-Norge

Product

Product description:

This decoration ring is an accessory to Tube Micro/Zip Tube Micro light fittings

Optics: Acrylic (PMMA). Height: 38.0mm. Diameter: 59,0mm. EAN: 7021983207579

Please note that the above has been calculated with the Norwegian Energy-mix. If you want an EPD with a specific energy-mix, please send us a request.

Product specification

Materials	kg	%
Plastic - Plexiglass (PMMA)	0,049	100
Total	0,049	100,00

Packaging	kg	%
Packaging - Cardboard	0,01	73,53
Packaging - Recycled paper	0,00	26,47
Total incl. packaging	0,06	100,00

Technical data:

Link to product data on our website:

https://www.sg-as.com/products/zip-tube-mini-1-circuit-tw/320757/pdf/specification_320757.pdf

Link to CE Declaration:

https://www.sg-as.com/assets/product/default/data/701993_Zip%20Tube%20Mini%201%20Phase/50/701993_Zip%20Tube%20Mini.pdf

Market:

Nordic + Northwestern Europe

Reference service life, product

The reference service life is not relevant for this luminaire decoration ring.

Reference service life, building or construction works

60 years. Standard service life for buildings to the PCR Part A of EPD Norway.

LCA: Calculation rules

Declared unit:

1 pcs Tube Mini Decoration Ring 20mm

Cut-off criteria:

All major raw materials and all the essential energy is included. The production processes for raw materials and energy flows with very small amounts (less than 1%) can be excluded. These cut-off criteria do not apply for hazardous materials and substances.

Allocation:

The allocation is made in accordance with the provisions of EN 15804. Incoming energy and water and waste production in-house is allocated equally among all products through mass allocation. Effects of primary production of recycled materials is allocated to the main product in which the material was used. The recycling process and transportation of the material is allocated to this analysis.

Data quality:

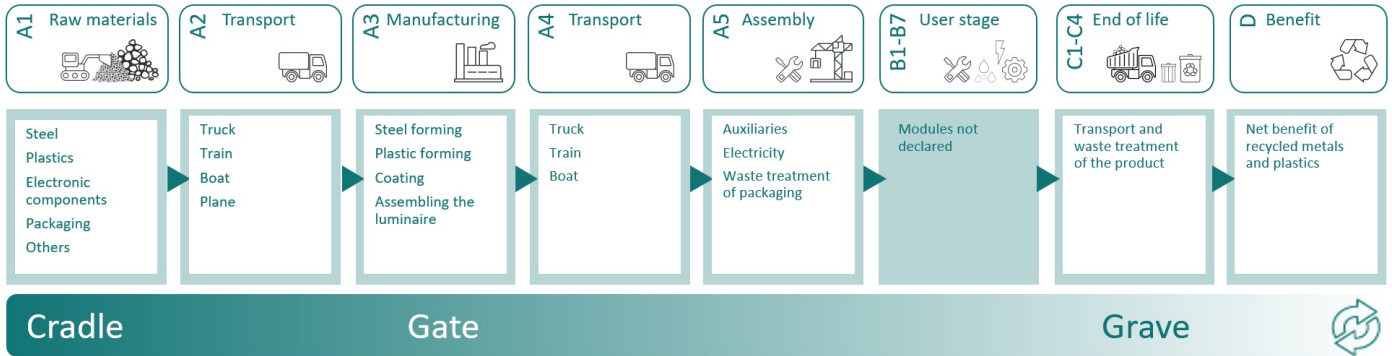
Specific data for the product composition are provided by the manufacturer. The data represent the production of the declared product and were collected for EPD development in the year of study. Background data is based on EPDs according to EN 15804 and different LCA databases. The data quality of the raw materials in A1 is presented in the table below.

Materials	Source	Data quality	Year
Packaging - Cardboard	Modified ecoinvent 3.6	Database	2019
Packaging - Recycled paper	Modified ecoinvent 3.6	Database	2019
Plastic - Plexiglass (PMMA)	Product composition + ecoinvent 3.6	Supplier data + database	2019

System boundaries (X=included, MND=module not declared, MNR=module not relevant)

Product stage			Construction installation stage		Use stage							End of life stage				Beyond the system boundaries
Raw materials	Transport	Manufacturing	Transport	Assembly	Use	Maintenance	Repair	Replacement	Refurbishment	Operational energy use	Operational water use	De-construction demolition	Transport	Waste processing	Disposal	Reuse-Recovery-Recycling-potential
A1	A2	A3	A4	A5	B1	B2	B3	B4	B5	B6	B7	C1	C2	C3	C4	D
X	X	X	X	X	MND	MND	MND	MND	MND	MND	MND	X	X	X	X	X

System boundary:



Additional technical information:

Link to Mounting instruction on our website:

https://www.sg-as.com/assets/product/default/data/701993_Zip%20Tube%20Mini%201%20Phase/20/701993_Tube%20Mini_User%20Manual.pdf

LCA: Scenarios and additional technical information

The following information describe the scenarios in the different modules of the EPD.

Module A4 = Transportation by truck (160 km) from the production site in Guangzhou, China to the harbor in Shenzhen, China. After this the goods are transported by ship (19000 km) from Shenzhen, China to Bremerhaven, Germany. Then with a truck (650 km) from Bremerhaven, Germany to the warehouse in Lillesand, Norway or to the warehouse in Mechelen, Belgium + 800 km for Nordic / Northwestern Europe Market.

Module A5 = Installation is performed in the Nordic / Northwestern Europe Market and done by manual labor, with the use of electrical machines, that fall under the cut-off criteria of 1% and is therefore neglected. Packaging of the final product consist of a corrugated board box.

Module B1-B7 have been excluded since the product(s) covered by this EPD do not contain electronic components.

Module C1 = The de-installation of the luminaire is done by manual labor, with the help of electrical machines. The use of portable electrical devices (e.g., drill) usually have low energy requirements falling under the cut-off-criterion of 1% and is therefore neglected.

Module C2 = Transportation from building site to the waste treatment facility with an average distance of 300km.

Modules C3 and C4 = Waste treatment of the product follows the default values provided in EN 50693, Product Category Rules for life cycle assessments of electronic and electrical products and systems, table G.4. This table specified how different types of raw materials used in A1 will likely be treated during the end-of-life of the product. Waste treatments in C3 include material recycling and incineration with and without energy recovery and fly ash extraction. Disposal in C4 consist of landfilling of different waste fractions and of ashes.

Module D = The recyclability of metals, plastics, and electronic components allows the producers a credit for the net scrap that is produced at the end of a product's life. The benefits from recycling of net scrap are described in formula from EN 15804:2012+A2:2019. Substitution of heat and electricity generated by the incineration with energy recovery of plastic insulation and other parts is also calculated in module D.

Transport from production place to user (A4)	Capacity utilisation (incl. return) %	Distance (km)	Fuel/Energy Consumption	Unit	Value (Liter/tonne)
Ship, Freight, Transoceanic (km)	65,0 %	19000	0,003	l/tkm	57,00
Truck, 16-32 tonnes, EURO 6 (km) - Europe	36,7 %	1450	0,043	l/tkm	62,35
Truck, 16-32 tonnes, EURO 6 (km) - Rest of World	38,8 %	40	0,044	l/tkm	1,76
Assembly (A5)		Unit	Value		
Waste, packaging, corrugated board box, with recycled content, to average treatment (kg) - A5 including transport	kg	0,010			
Waste, packaging, paper printed, 100% recycled content, to average treatment (kg) - Global - A5, incl. 85 km transp	kg	0,0037			
Transport to waste processing (C2)	Capacity utilisation (incl. return) %	Distance (km)	Fuel/Energy Consumption	Unit	Value (Liter/tonne)
Truck, 16-32 tonnes, EURO 6 (km) - Rest of World	38,8 %	300	0,044	l/tkm	13,20
Waste processing (C3)		Unit	Value		
Waste treatment of plastic mixture, incineration with energy recovery and fly ash extraction (kg)	kg	0,024			
Disposal (C4)		Unit	Value		
Landfilling of ashes from incineration of Plastic mixture, process per kg ashes and residues (kg)	kg	0,00086			
Landfilling of plastic mixture (kg)	kg	0,024			
Benefits and loads beyond the system boundaries (D)		Unit	Value		
Substitution of electricity (MJ)	MJ	0,038			
Substitution of thermal energy, district heating (MJ)	MJ	0,58			

LCA: Results

The LCA results are presented below for the declared unit defined on page 2 of the EPD document.

Environmental impact												
Indicator	Unit	A1	A2	A3	A4	A5	C1	C2	C3	C4	D	
 GWP-total	kg CO ₂ -eq	4,54E-01	1,15E-04	2,85E-02	2,71E-02	2,34E-02	0	3,27E-03	5,88E-02	2,84E-03	-3,54E-03	
 GWP-fossil	kg CO ₂ -eq	4,75E-01	1,15E-04	2,85E-02	2,70E-02	2,26E-04	0	3,27E-03	5,88E-02	2,84E-03	-3,42E-03	
 GWP-biogenic	kg CO ₂ -eq	-2,12E-02	4,49E-08	4,39E-05	9,59E-06	2,32E-02	0	1,27E-06	1,28E-06	2,54E-07	-7,06E-06	
 GWP-luluc	kg CO ₂ -eq	3,95E-04	4,21E-08	4,49E-06	1,35E-05	7,48E-08	0	1,19E-06	2,38E-07	5,57E-08	-1,18E-04	
 ODP	kg CFC11-eq	7,22E-09	2,40E-11	4,29E-10	5,96E-09	4,80E-11	0	7,10E-10	1,28E-10	7,80E-11	-2,49E-04	
 AP	mol H ⁺ -eq	2,82E-03	3,45E-07	1,50E-04	4,17E-04	1,07E-06	0	9,77E-06	1,29E-05	1,93E-06	-2,82E-05	
 EP-FreshWater	kg P -eq	2,40E-05	1,08E-09	6,36E-07	1,73E-07	1,86E-09	0	3,06E-08	1,13E-08	2,58E-09	-3,04E-07	
 EP-Marine	kg N -eq	3,79E-04	6,78E-08	3,11E-05	1,00E-04	3,54E-07	0	1,92E-06	6,17E-06	3,64E-06	-9,21E-06	
 EP-Terrestrial	mol N -eq	3,63E-03	7,59E-07	3,43E-04	1,12E-03	3,83E-06	0	2,15E-05	6,32E-05	7,68E-06	-9,96E-05	
 POCP	kg NMVOC-eq	2,03E-03	2,84E-07	9,08E-05	3,02E-04	1,10E-06	0	8,06E-06	1,52E-05	2,79E-06	-2,75E-05	
 ADP-minerals&metals ¹	kg Sb-eq	1,49E-06	3,09E-09	8,85E-08	5,16E-07	5,51E-09	0	8,76E-08	6,43E-09	1,89E-09	-3,40E-08	
 ADP-fossil ¹	MJ	7,17E+00	1,70E-03	2,55E-01	3,82E-01	3,16E-03	0	4,83E-02	8,09E-03	5,73E-03	-4,89E-02	
 WDP ¹	m ³	8,34E-01	5,55E-04	4,09E-02	2,53E-01	4,01E-03	0	1,57E-02	5,84E-02	4,84E-02	-6,09E-01	

GWP-total = Global Warming Potential total; GWP-fossil = Global Warming Potential fossil fuels; GWP-biogenic = Global Warming Potential biogenic; GWP-luluc = Global Warming Potential land use and land use change; ODP = Depletion potential of the stratospheric ozone layer; AP = Acidification potential, Accumulated Exceedance; EP-freshwater = Eutrophication potential, fraction of nutrients reaching freshwater end compartment; EP-marine = Eutrophication potential, fraction of nutrients reaching marine end compartment; EP-terrestrial = Eutrophication potential, Accumulated Exceedance; POCP = Formation potential of tropospheric ozone; ADP-minerals&metals = Abiotic depletion potential for non-fossil resources; ADP-fossil = Abiotic depletion for fossil resources potential; WDP = Water (user) deprivation potential, deprivation-weighted water consumption

"Reading example: 9,0 E-03 = 9,0*10⁻³ = 0,009"







*INA Indicator Not Assessed

1. The results of this environmental impact indicator shall be used with care as the uncertainties on these results are high or as there is limited experienced with the indicator

Remarks to environmental impacts

The product is compliant with the European RoHS Directive 2011/65/EU on Restriction of the use of certain Hazardous Substances in Electrical and Electronic equipment and with the European REACH regulation (EC) no 1907/2006 on Registration, Evaluation, Authorization and Restriction of Chemicals.

Additional environmental impact indicators


Indicator	Unit	A1	A2	A3	A4	A5	C1	C2	C3	C4	D
 PM	Disease incidence	2,27E-08	7,00E-12	2,03E-09	9,56E-10	1,60E-11	0	2,11E-10	5,60E-11	3,90E-11	-1,71E-09
 IRP ²	kgBq U235 -eq	3,65E-03	7,07E-06	2,22E-04	1,66E-03	1,35E-05	0	2,01E-04	2,03E-05	2,77E-05	-3,12E-04
 ETP-fw ¹	CTUe	8,89E+00	1,38E-03	7,45E-01	2,60E-01	4,22E-03	0	3,91E-02	1,24E-01	6,89E-03	-2,66E-01
 HTP-c ¹	CTUh	7,40E-11	0,00E+00	8,00E-12	0,00E+00	0,00E+00	0	0,00E+00	3,00E-12	0,00E+00	-5,00E-12
 HTP-nc ¹	CTUh	1,63E-09	1,00E-12	3,63E-10	1,91E-10	5,00E-12	0	3,80E-11	1,55E-10	4,00E-12	-2,53E-10
 SQP ¹	dimensionless	5,65E-01	1,17E-03	5,40E-02	1,84E-01	2,12E-03	0	3,31E-02	1,48E-03	2,17E-02	-3,27E-01

PM = Particulate Matter emissions; IRP = Ionizing radiation – human health; ETP-fw = Eco toxicity – freshwater; HTP-c = Human toxicity – cancer effects; HTP-nc = Human toxicity – non cancer effects; SQP = Potential Soil Quality Index (dimensionless)

"Reading example: 9,0 E-03 = 9,0*10⁻³ = 0,009"

*INA Indicator Not Assessed

1. The results of this environmental impact indicator shall be used with care as the uncertainties on these results are high or as there is limited experienced with the indicator
2. This impact category deals mainly with the eventual impact of low dose ionizing radiation on human health of the nuclear fuel cycle. It does not consider effects due to possible nuclear accidents, occupational exposure nor due to radioactive waste disposal in underground facilities. Potential ionizing radiation from the soil, from radon and from some construction materials is also not measured by this indicator.




Resource use												
Indicator	Unit	A1	A2	A3	A4	A5	C1	C2	C3	C4	D	
 PERE	MJ	3,33E-01	1,93E-05	2,55E-02	4,34E-03	5,21E-05	0	5,46E-04	4,50E-04	2,65E-04	-3,02E-01	
 PERM	MJ	1,12E-01	0,00E+00	0,00E+00	0,00E+00	-1,12E-01	0	0,00E+00	0,00E+00	0,00E+00	0,00E+00	
 PERT	MJ	4,46E-01	1,93E-05	2,55E-02	4,34E-03	-1,12E-01	0	5,46E-04	4,50E-04	2,65E-04	-3,02E-01	
 PENRE	MJ	5,79E+00	1,70E-03	2,55E-01	3,82E-01	3,16E-03	0	4,83E-02	8,09E-03	5,73E-03	-4,89E-02	
 PENRM	MJ	1,39E+00	0,00E+00	0,00E+00	0,00E+00	0,00E+00	0	0,00E+00	-1,39E+00	0,00E+00	0,00E+00	
 PENRT	MJ	7,17E+00	1,70E-03	2,55E-01	3,82E-01	3,16E-03	0	4,83E-02	-1,38E+00	5,73E-03	-4,89E-02	
 SM	kg	1,40E-02	0,00E+00	0,00E+00	0,00E+00	0,00E+00	0	0,00E+00	0,00E+00	0,00E+00	0,00E+00	
 RSF	MJ	1,72E-02	3,77E-07	2,21E-05	1,43E-04	1,73E-06	0	1,07E-05	9,67E-06	5,49E-06	-5,29E-05	
 NRSF	MJ	1,06E-06	3,20E-06	2,09E-04	7,66E-04	7,12E-06	0	9,07E-05	0,00E+00	1,20E-05	-1,79E-02	
 FW	m ³	2,34E-03	1,90E-07	6,70E-04	3,28E-05	1,49E-06	0	5,40E-06	6,84E-05	7,13E-06	-3,64E-04	

PERE = Use of renewable primary energy excluding renewable primary energy resources used as raw materials; PERM = Use of renewable primary energy resources used as raw materials; PERT = Total use of renewable primary energy resources; PENRE = Use of non renewable primary energy excluding non-renewable primary energy resources used as raw materials; PENRM = Use of non renewable primary energy resources used as raw materials; PENRT = Total use of non renewable primary energy resources; SM = Use of secondary materials; RSF = Use of renewable secondary fuels; NRSF = Use of non-renewable secondary fuels; FW = Net use of fresh water

*Reading example: 9,0 E-03 = 9,0*10⁻³ = 0,009"

*INA Indicator Not Assessed

End of life - Waste






Indicator	Unit	A1	A2	A3	A4	A5	C1	C2	C3	C4	D
 HWD	kg	5,11E-04	1,54E-07	3,49E-05	1,86E-05	0,00E+00	0	4,36E-06	0,00E+00	2,36E-05	-2,30E-06
 NHWD	kg	1,10E-02	8,17E-05	2,38E-03	1,18E-02	1,40E-02	0	2,32E-03	0,00E+00	2,49E-02	-1,16E-03
 RWD	kg	3,14E-06	1,12E-08	2,00E-07	2,62E-06	0,00E+00	0	3,17E-07	0,00E+00	3,78E-08	-2,56E-07

HWD = Hazardous waste disposed; NHWD = Non-hazardous waste disposed; RWD = Radioactive waste disposed

*Reading example: 9,0 E-03 = $9,0 \cdot 10^{-3} = 0,009$

*INA Indicator Not Assessed

End of life - Output flow

Indicator	Unit	A1	A2	A3	A4	A5	C1	C2	C3	C4	D
 CRU	kg	0,00E+00	0,00E+00	0,00E+00	0,00E+00	0,00E+00	0	0,00E+00	0,00E+00	0,00E+00	0,00E+00
 MFR	kg	0,00E+00	0,00E+00	1,65E-03	0,00E+00	1,30E-02	0	0,00E+00	0,00E+00	2,23E-06	0,00E+00
 MER	kg	0,00E+00	0,00E+00	2,71E-04	0,00E+00	2,59E-04	0	0,00E+00	2,49E-02	5,45E-08	0,00E+00
 EEE	MJ	0,00E+00	0,00E+00	2,51E-04	0,00E+00	8,00E-04	0	0,00E+00	3,82E-02	3,54E-06	0,00E+00
 EET	MJ	0,00E+00	0,00E+00	3,80E-03	0,00E+00	1,21E-02	0	0,00E+00	5,78E-01	5,35E-05	0,00E+00

CRU = Components for re-use; MFR = Materials for recycling; MER = Materials for energy recovery; EEE = Exported energy electrical; EET = Exported energy thermal

*Reading example: 9,0 E-03 = $9,0 \cdot 10^{-3} = 0,009$

*INA Indicator Not Assessed

Biogenic Carbon Content

Indicator	Unit	At the factory gate
Biogenic carbon content in product	kg C	0,00E+00
Biogenic carbon content in accompanying packaging	kg C	6,50E-03

Note: 1 kg biogenic carbon is equivalent to 44/12 kg CO₂

Additional requirements

Greenhouse gas emissions from the use of electricity in the manufacturing phase

National production mix from import, low voltage (production of transmission lines, in addition to direct emissions and losses in grid) of applied electricity for the manufacturing process (A3).

Electricity mix	Source	Amount	Unit
Electricity, China (kWh)	ecoinvent 3.6	1102,91	g CO2-eq/kWh

Dangerous substances

The product contains no substances given by the REACH Candidate list.

Indoor environment

No effect on indoor environment

Additional Environmental Information

Additional environmental impact indicators required in NPCR Part A for construction products											
Indicator	Unit	A1	A2	A3	A4	A5	C1	C2	C3	C4	D
GWPIOBC	kg CO ₂ -eq	4,78E-01	1,15E-04	2,69E-02	2,71E-02	2,26E-04	0	3,27E-03	5,88E-02	2,84E-03	-3,49E-03

GWPIOBC: Global warming potential calculated according to the principle of instantaneous oxidation. In order to increase the transparency of biogenic carbon contribution to climate impact, the indicator GWP-IOBC is required as it declares climate impacts calculated according to the principle of instantaneous oxidation. GWP-IOBC is also referred to as GWP-GHG in context to Swedish public procurement legislation.

Bibliography

ISO 14025:2010. Environmental labels and declarations - Type III environmental declarations - Principles and procedures. International Organization for Standardization.

ISO 14044:2006. Environmental management - Life cycle assessment - Requirements and guidelines. International Organization for Standardization.

EN 15804:2012+A2:2019. Environmental product declaration - Core rules for the product category of construction products. European Committee for Standardization.

ISO 21930:2017. Sustainability in buildings and civil engineering works - Core rules for environmental product declarations of construction products. International Organization for Standardization.

EN 50693:2019. Product category rules for life cycle assessments of electronic and electrical products and systems. European Committee for Standardization.


Ecoinvent v3, 2019. Allocation, cut-off by classification. Swiss Centre of Life Cycle Inventories.

Iversen et al., (2021). eEPD v2021.09, background information for EPD generator tool system verification, LCA.no. Report number: 07.21. System verification report.

Philis et al., (2022). EPD generator for IBU PCR part B for luminaires, lamps, and components for luminaires, background information for EPD generator application and LCA data, LCA.no. Report number: 04.22. PCR verification report.

EPD Norway (2022). NPCR Part A: Construction products and services. The Norwegian EPD foundation. Version 2.0 published 24.03.2021.

IBU (2017). PCR part B for luminaires, lampes and components for luminaires. Institut Bauen und Umwelt e.V. Version 1.7, published 30.11.2017.

 Global program operator	Program operator and publisher The Norwegian EPD Foundation Post Box 5250 Majorstuen, 0303 Oslo, Norway	Phone: +47 977 22 020 e-mail: post@epd-norge.no web: www.epd-norge.no
	Owner of the declaration: SG Armaturen AS Skytterheia 25, 4790 Lillesand, Norway	Phone: +47 90021243 e-mail: audun.skare@sg-as.no web: www.sg-as.com
	Author of the Life Cycle Assessment LCA.no AS Dokka 6A, 1671 Kråkerøy, Norway	Phone: +47 916 50 916 e-mail: post@lca.no web: www.lca.no
	Developer of EPD generator LCA.no AS Dokka 6A, 1671 Kråkerøy, Norway	Phone: +47 916 50 916 e-mail: post@lca.no web: www.lca.no
	ECO Platform ECO Portal	web: www.eco-platform.org web: ECO Portal