

Lineal Recessed



Lineal Recessed is a modular system solution for recessed mounting, with a perfect, well thought-out design for continuous light in illuminated lines. Lineal Recessed appears elegant in both ceilings and walls. It is easy to install in different ceiling plate thicknesses with a 90 degree turn bracket. The efficient lighting solution optimises visual comfort and light quality, and makes Lineal Trim ideal for many applications such as offices, corridors and foyers or as decorative lighting. For each continuous line, you need one or more straight lines and/or corners, a start kit and a front cover. Lineal Recessed can be combined with Lineal Cubic Recessed, enabling creative lighting designs.


Lineal Recessed



Product- and environment images









Lineal Recessed






For line drawing dimensions please see each single article codes on next page






Article codes



Article	Protection	Control gear	Mounting/Connection	Dimensions
 <p>8246095648 Lineal recessed 840 White 1380lm 3000K Ra>80 DALI-2 / Push Dim 13W LED 106 lm/W SDCM:3 L80/B10>100,000, L93/>50,000 Direct,</p>	Class I IP20 IK08	DALI-2 / Push Dim	Recessed, Indoor 5-pole Winsta mini with 5x1,5mm2 through wiring	L841 x W62 x H62
 <p>8246095664 Lineal recessed 1120 White 1870lm 3000K Ra>80 DALI-2 / Push Dim 17W LED 110 lm/W SDCM:3 L80/B10>100,000, L93/>50,000 Direct,</p>	Class I IP20 IK08	DALI-2 / Push Dim	Recessed, Indoor 5-pole Winsta mini with 5x1,5mm2 through wiring	L1121 x W62 x H62
 <p>8246095677 Lineal recessed 1400 White 2320lm 3000K Ra>80 DALI-2 / Push Dim 21W LED 110 lm/W SDCM:3 L80/B10>100,000, L93/>50,000 Direct,</p>	Class I IP20 IK08	DALI-2 / Push Dim	Recessed, Indoor 5-pole Winsta mini with 5x1,5mm2 through wiring	L1401 x W62 x H62
 <p>8246095703 Lineal recessed Corner White 1870lm 3000K Ra>80 DALI-2 / Push Dim 17W LED 110 lm/W SDCM:3 L80/B10>100,000, L93/>50,000 Direct,</p>	Class I IP20 IK08	DALI-2 / Push Dim	Recessed, Indoor 5-pole Winsta mini with 5x1,5mm2 through wiring	L627 x W581 x H70
 <p>8246095059 Lineal recessed 1120 White 1970lm 4000K Ra>80 DALI-2 / Push Dim 17W LED 116 lm/W SDCM:3 L80/B10>100,000, L93/>50,000 Direct,</p>	Class I IP20 IK08	DALI-2 / Push Dim	Recessed, Indoor 5-pole Winsta mini with 5x1,5mm2 through wiring	L1121 x W62 x H62
 <p>8246095651 Lineal recessed 840 White 1450lm 4000K Ra>80 DALI-2 / Push Dim 13W LED 112 lm/W SDCM:3 L80/B10>100,000, L93/>50,000 Direct,</p>	Class I IP20 IK08	DALI-2 / Push Dim	Recessed, Indoor 5-pole Winsta mini with 5x1,5mm2 through wiring	L841 x W62 x H62

Article	Protection	Control gear	Mounting/Connection	Dimensions
 <p>8246095680 Lineal recessed 1400 White 2440lm 4000K Ra>80 DALI-2 / Push Dim 21W LED 116 lm/W SDCM:3 L80/B10>100,000, L93/>50,000 Direct,</p>	Class I IP20 IK08	DALI-2 / Push Dim	Recessed, Indoor 5-pole Winsta mini with 5x1,5mm2 through wiring	L1401 x W62 x H62
 <p>8246095716 Lineal recessed Corner White 1970lm 4000K Ra>80 DALI-2 / Push Dim 17W LED 116 lm/W SDCM:3 L80/B10>100,000, L93/>50,000 Direct,</p>	Class I IP20 IK08	DALI-2 / Push Dim	Recessed, Indoor 5-pole Winsta mini with 5x1,5mm2 through wiring	L627 x W581 x H70
 <p>8246096207 Lineal recessed 1120 White Blind profile DALI-2 / Push Dim</p>		DALI-2 / Push Dim	Recessed, Indoor	L1121 x W62 x H62

Accessories

 <p>8246095693 Lineal recessed Start kit White DALI-2 / Push Dim</p>				L285 x W240 x H36
 <p>8249045077 Lineal 2240 White Blind profile Front</p>				L2240 x W38 x H4
 <p>8249044968 Lineal 2800 Opalprism Diffuser</p>				L2800 x W38 x H4
 <p>8249044971 Lineal 5600 Opalprism Diffuser</p>				L5600 x W38 x H4
 <p>8249044984 Lineal 8400 Opalprism Diffuser</p>				L8400 x W38 x H4