


# Lineal Cubic Recessed



Lineal Cubic Recessed is a modular system solution for recessed mounting, with a clear distribution for effect lighting. The efficient lighting solution optimises visual comfort and light quality and makes Lineal Cubic Recessed ideal for many applications such as offices, corridors and foyers or as decorative lighting. For each continuous line, you need one or more straight lines and a start kit. Lineal Cubic Recessed can be combined with Lineal Recessed, enabling creative lighting designs.

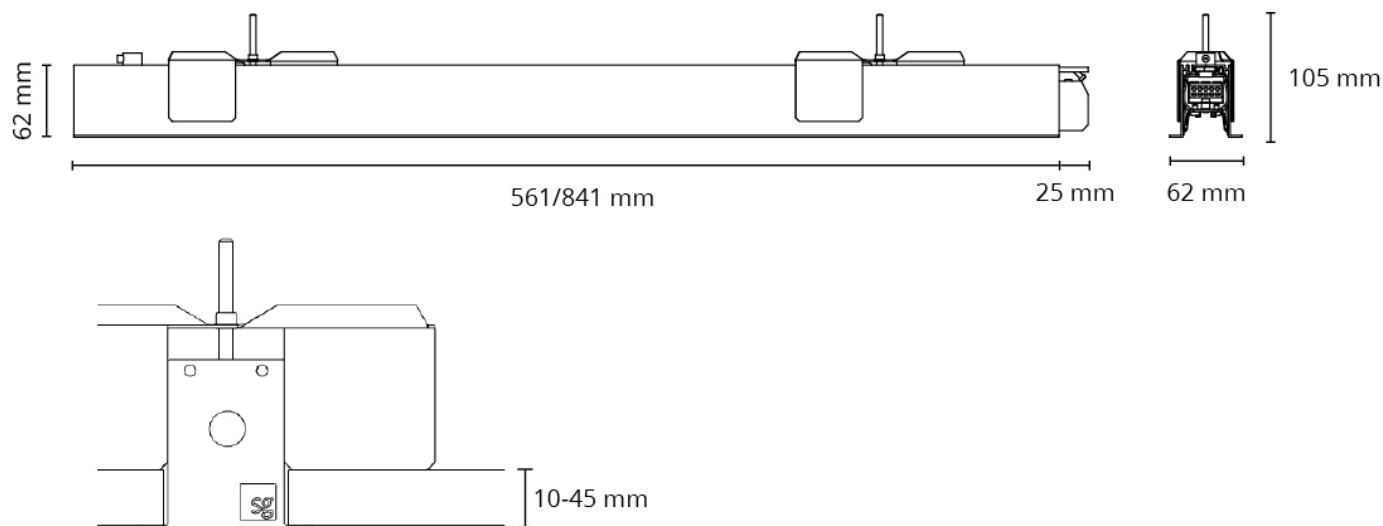
# Lineal Cubic Recessed



## Product- and environment images






# Lineal Cubic Recessed



For line drawing dimensions please see each single article codes on next page

# Article codes



Article	Protection	Control gear	Mounting/Connection	Dimensions
 <p>8246096236</p> <p><b>Lineal Recessed Cubic 840 White</b></p> <p><b>2150lm 3000K Ra&gt;80 DALI-2 / Push Dim</b></p> <p><b>27W</b></p> <p>80 lm/W SDCM:3</p> <p>L90/B10&gt;100,000</p> <p>Direct, Cubic Optic Black</p>	<p><b>Class I</b></p> <p><b>IP20</b></p>	DALI-2 / Push Dim	<p>Recessed, Indoor</p> <p>5-pole Winsta mini with 5x2,5mm2 through wiring</p>	L841 x W62 x H62
 <p>8246096252</p> <p><b>Lineal Recessed Cubic 840 White</b></p> <p><b>2220lm 4000K Ra&gt;80 DALI-2 / Push Dim</b></p> <p><b>27W</b></p> <p>82 lm/W SDCM:3</p> <p>L90/B10&gt;100,000</p> <p>Direct, Cubic Optic Black</p>	<p><b>Class I</b></p> <p><b>IP20</b></p>	DALI-2 / Push Dim	<p>Recessed, Indoor</p> <p>5-pole Winsta mini with 5x2,5mm2 through wiring</p>	L841 x W62 x H62
<b>Accessories</b>				
 <p>8246095693</p> <p><b>Lineal recessed Start kit White DALI-2 / Push Dim</b></p>				L285 x W240 x H36