

# Ray Bollard II










Design: Christian Hvidt. Ray Bollard II is designed as a long-term solution for paths, parks or landscapes, and combines energy savings, durability and precise light distribution that gives safe, glare-free environments. Simple design blends in with all surroundings. The light is directed where it is needed without glare and without light pollution. IK10 vandal-resistant and IP54.

# Ray Bollard II



## Product- and environment images



Article		Protection	Control gear	Mounting/Connection	Dimensions
	8246094377 <b>Ray Bollard II Grey Symmetric</b> <b>590lm 3000K Ra&gt;70 On/Off</b> <b>6W LED</b> 98 lm/W SDCM:4 L80/B10>100,000 Symmetric, Lens	<b>Class II</b> <b>IP54</b> <b>IK10</b>	On/Off	Onto surfaces or ground anchor, Outdoor	Ø260 x H900
	8246094380 <b>Ray Bollard II Grey Asymmetric</b> <b>490lm 3000K Ra&gt;70 On/Off</b> <b>6W LED</b> 82 lm/W SDCM:4 L80/B10>100,000 Asymmetric, Lens	<b>Class II</b> <b>IP54</b> <b>IK10</b>	On/Off	Onto surfaces or ground anchor, Outdoor	Ø260 x H900
	8246095075 • <b>Ray Bollard II Grey Symmetric</b> <b>2180lm 3000K Ra&gt;70 On/Off</b> <b>26W LED</b> 84 lm/W SDCM:4 L90/B10>100,000 Symmetric, Lens	<b>Class II</b> <b>IP54</b> <b>IK10</b>	On/Off	Onto surfaces or ground anchor, Outdoor	Ø260 x H900
	8246095088 • <b>Ray Bollard II Grey Asymmetric</b> <b>1990lm 3000K Ra&gt;70 On/Off</b> <b>24W LED</b> 83 lm/W SDCM:4 L90/B10>100,000 Asymmetric, Lens	<b>Class II</b> <b>IP54</b> <b>IK10</b>	On/Off	Onto surfaces or ground anchor, Outdoor	Ø260 x H900
<b>Accessories</b>					
	623984 <b>Fixingplate for Ørsta Foundation</b>				L200 x W200 x H8
	8249042067 <b>Ground anchor</b>				Ø155 x L248 x W108 x H450
	8249042070 <b>Ground anchor f/"Cetong"</b>				Ø155 x H450

• = This article is produced by order, with an expected delivery time of 3-4 weeks.