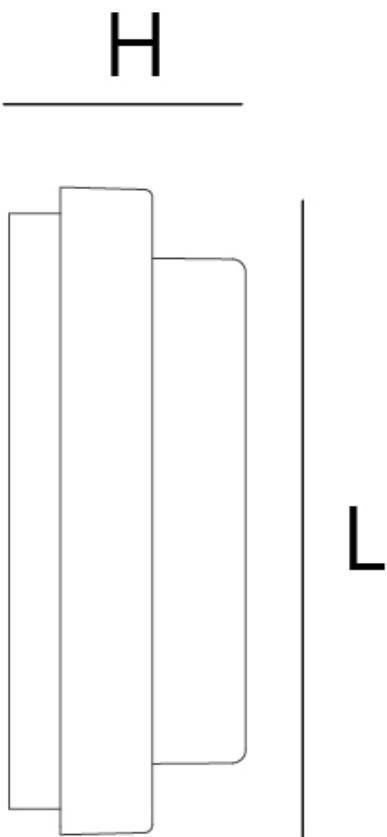
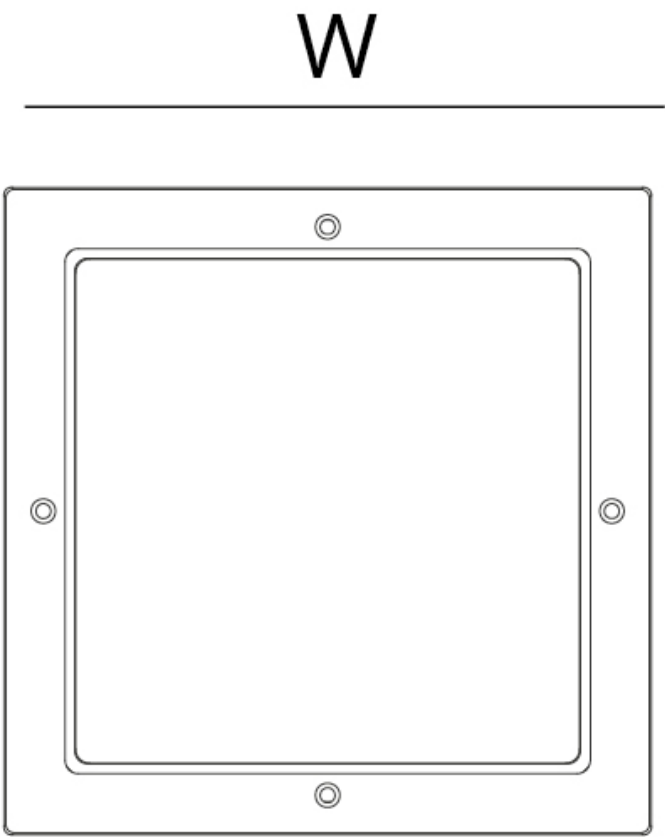




Attractive, square LED wall luminaire that can be installed both indoors and outdoors. Made of die-cast powder-coated aluminium. Diffuser made of UV-stabilised opalescent polycarbonate, two inputs/outputs for cables, option of both visible and hidden cabling, and loopable terminal block. IP65 and vandal-resistant rating IK10 with PIR sensor

Product- and environment images








For line drawing dimensions please see each single article codes on next page

Article codes



Article		Protection	Control gear	Mounting/Connection	Dimensions
	623173 Bassi Black E27 PIR Sensor Beam: 120°, Direct, Opal	Class I IP44 IK10	PIR Sensor	Surface, Indoor / Outdoor Screwless terminal block	L240 x W240 x H110
	623174 Bassi Graphite E27 PIR Sensor Beam: 120°, Direct, Opal	Class I IP44 IK10	PIR Sensor	Surface, Indoor / Outdoor Screwless terminal block	L240 x W240 x H110
	623172 Bassi White E27 PIR Sensor Beam: 120°, Direct, Opal	Class I IP44 IK10	PIR Sensor	Surface, Indoor / Outdoor Screwless terminal block	L240 x W240 x H110