








Design: Svein Knudsen / Andrew Smith. Attractive, round luminaire that can be mounted to both walls and ceilings, and both indoors and outdoors. Made of die-cast powder-coated aluminium. Flat diffuser made of UV-stabilised opal polycarbonate. Many variants with both sensors and wireless control, as well as various lumen packages. IP65 and vandal-resistant rating IK10.

## Product- and environment images



# Article codes



| Article   |  | Protection     | Control gear  | Mounting/Connection       | Dimensions  |
|---|--|----------------|---------------|---------------------------|-------------|
|    | 644867   | <b>Class I</b> | Sensor        | Surface, Indoor / Outdoor | Ø325 x H120 |
|   | <b>Canto 2000 Black 1520lm 3000K</b>                           | <b>IP65</b>    |               | Screwless terminal block  |             |
|   | <b>Ra&gt;80 Sensor</b>   | <b>IK10</b>    |               |                           |             |
|   | <b>14W LED</b>   |                |               |                           |             |
|   | 109 lm/W SDCM:3<br>L70/B50>100,000<br>Beam: 110°, Direct, Opal |                |               |                           |             |
|    | 644866   | <b>Class I</b> | Trailing edge | Surface, Indoor / Outdoor | Ø325 x H120 |
|   | <b>Canto 2000 Black 1520lm 3000K</b>                           | <b>IP65</b>    |               | Screwless terminal block  |             |
|   | <b>Ra&gt;80 Trailing edge</b>                                  | <b>IK10</b>    |               |                           |             |
|   | <b>14W LED</b>   |                |               |                           |             |
|   | 109 lm/W SDCM:3<br>L70/B50>100,000<br>Beam: 110°, Direct, Opal |                |               |                           |             |
|    | 643866   | <b>Class I</b> | Trailing edge | Surface, Indoor / Outdoor | Ø325 x H120 |
|   | <b>Canto 2000 Graphite 1520lm 3000K</b>                        | <b>IP65</b>    |               | Screwless terminal block  |             |
|   | <b>Ra&gt;80 Trailing edge</b>                                  | <b>IK10</b>    |               |                           |             |
|   | <b>14W LED</b>   |                |               |                           |             |
|   | 109 lm/W SDCM:3<br>L70/B50>100,000<br>Beam: 110°, Direct, Opal |                |               |                           |             |
|  | 641866   | <b>Class I</b> | Trailing edge | Surface, Indoor / Outdoor | Ø325 x H120 |
|   | <b>Canto 2000 White 1550lm 3000K</b>                           | <b>IP65</b>    |               | Screwless terminal block  |             |
|   | <b>Ra&gt;80 Trailing edge</b>                                  | <b>IK10</b>    |               |                           |             |
|   | <b>14W LED</b>   |                |               |                           |             |
|   | 111 lm/W SDCM:3<br>L70/B50>100,000<br>Beam: 110°, Direct, Opal |                |               |                           |             |
| <b>Accessories</b>  |  |                |               |                           |             |
|  | 239  |                |               |                           |             |
|   | <b>Canto Accessories Diffuser</b>                              |                |               |                           |             |