


Revolutionary Tunable White (TW) phase control dimmer that can regulate both the lighting level and colour. For use with SG TW LEDDim luminaires. Until now, Tunable White has only been possible with DALI DT8, which requires a DALI installation. With TW LEDDim Smart, all you need is a normal power supply. Control manually or via the LEDDim app. In order to change the colour temperature, simply double click on the rotary switch. The 4 buttons allow you to save the applicable setting, which can be recreated at the click of a button. When using the SG Smart Gateway, it is also possible to set a daylight sequence which changes colour and intensity throughout the course of the day. You can then choose a standard rhythm, or you can set your own.

# TW LEDDim Smart











## Product- and environment images



# Article codes



Article	Protection	Control gear	Mounting/Connection	Dimensions
<b>Accessories</b>				
 78501 <b>Back box Black 1X</b>	IP41		Surface, Indoor	L86 x W86 x H35
 78511 <b>Back box Black 2X</b>	IP41		Surface, Indoor	L86 x W157 x H35
 78521 <b>Back box Black 3X</b>	IP41		Surface, Indoor	L86 x W228 x H35
 820422 <b>LEDDim Smart Black TW DALI Front</b>				L54 x W54 x H13
 820480 <b>LEDDim V5 - Black TW/MASTER/DALI SG Front</b>				L84 x W84 x H13
 78500 <b>Back box White 1X</b>	IP41		Surface, Indoor	L86 x W86 x H35
 78510 <b>Back box White 2X</b>	IP41		Surface, Indoor	L86 x W157 x H35
 78520 <b>Back box White 3X</b>	IP41		Surface, Indoor	L86 x W228 x H35