

Langfoss Maxi



Langfoss Maxi is a powerful floodlight luminaire suitable for lighting large spaces, transport and storage areas, playgrounds, courts and car parks. Can also be used as facade lighting. Nordic design for Nordic conditions. The sloping top allows snow to slide off, and the bracket can withstand heavy loads. Asymmetrical optics send the light where it is needed, and the mounting bracket can be angled as required. Super simple installation with two-piece mounting bracket with hooks. Die-cast powder-coated aluminium with tempered glass front. Accessories for flexible installation: bracket for side mounting on post, corner bracket and extension cable.

Langfoss Maxi











Product- and environment images



Article codes



Article	Protection	Control gear	Mounting/Connection	Dimensions
 <p>641920 Langfoss Maxi Graphite 24980lm 3000K Ra>70 On/Off 192W LED 130 lm/W SDCM:3 L90/B50>50,000 Asymmetric, Lens</p>	Class I IP66 IK08	On/Off	Outdoor Cable 3x1mm ² 0,3m, H07RN-F Quick connector	L552 x W443 x H85
 <p>641944 Langfoss Maxi Graphite 37240lm 3000K Ra>70 On/Off 267W LED 139 lm/W SDCM:3 L80/B50>100,000, L90/B50>50,000 Asymmetric, Lens</p>	Class I IP66 IK08	On/Off	Indoor / Outdoor Cable 3x1mm ² 2m, H07RN-F	L552 x W443 x H85
 <p>641943 Langfoss Maxi Graphite 27060lm 4000K Ra>70 On/Off 171W LED 158 lm/W SDCM:3 L90/B50>50,000 Asymmetric, Lens</p>	Class I IP66 IK08	On/Off	Indoor / Outdoor Cable 3x1mm ² 2m, H07RN-F	L552 x W443 x H85
 <p>641945 Langfoss Maxi Graphite 40350lm 4000K Ra>70 On/Off 267W LED 151 lm/W SDCM:3 L80/B50>100,000, L90/B50>50,000 Asymmetric, Lens</p>	Class I IP66 IK08	On/Off	Indoor / Outdoor Cable 3x1mm ² 2m, H07RN-F	L552 x W443 x H85
Accessories				
 <p>641924 Langfoss Maxi Graphite Corner bracket</p>				L427 x W238 x H204
 <p>641925 Langfoss Maxi Ø60/76 Graphite Pole bracket</p>				L427 x W89 x H88
 <p>641926 Langfoss Maxi Ø89/108 Graphite Pole bracket</p>				L427 x W89 x H88
 <p>641949 Langfoss/Mini/Maxi Graphite Fixing Plate for sandwich panels</p>				L430 x W250 x H7



Article	Protection	Control gear	Mounting/Connection	Dimensions
 820259 Start current limiter DIN 16A				L90 x W18 x H58