



Aneto 3-Circuit is a stylish and compact spotlight for ShopLine three-phase track systems. When not tilted it has a pure cylindrical shape, but once tilted it reveals a pleasant organic shape. It can even be used with other track systems that fits Global adapters. Powerful LED chip with fantastic colour rendering and large lumen package makes Aneto 3-Circuit a great choice for shops and exhibitions. A “honeycomb” lattice is included, which can be attached in front of the reflector for extremely low glare.

Aneto










Product- and environment images



Article codes



Article	Protection	Control gear	Mounting/Connection	Dimensions
 <p>320715 Aneto 3-Circuit Black 2520lm 3000K Ra>90 On/Off 30W LED 84 lm/W SDCM:2 L90/B10>100,000 Beam: 32°, Direct, Reflector</p>	Class II IP20	On/Off	Surface, Indoor ShopLine track (adapter included)	Ø92 x H120
 <p>320713 Aneto 3-Circuit White 2520lm 3000K Ra>90 On/Off 30W LED 84 lm/W SDCM:2 L90/B10>100,000 Beam: 32°, Direct, Reflector</p>	Class II IP20	On/Off	Surface, Indoor ShopLine track (adapter included)	Ø92 x H120
 <p>320716 Aneto 3-Circuit Black 2690lm 4000K Ra>90 On/Off 30W LED 90 lm/W SDCM:2 L90/B10>100,000 Beam: 32°, Direct, Reflector</p>	Class II IP20	On/Off	Surface, Indoor ShopLine track (adapter included)	Ø92 x H120
 <p>320714 Aneto 3-Circuit White 2690lm 4000K Ra>90 On/Off 30W LED 90 lm/W SDCM:2 L90/B10>100,000 Beam: 32°, Direct, Reflector</p>	Class II IP20	On/Off	Surface, Indoor ShopLine track (adapter included)	Ø92 x H120
Accessories				
 <p>300470 Tube(Eco)/Aneto 17° Reflector</p>				L75 x W75 x H55
 <p>300471 Tube(Eco)/Aneto 32° Reflector</p>				L75 x W75 x H55
 <p>300472 Tube(Eco)/Aneto 50° Reflector</p>				L75 x W75 x H55