

Tube Mini R TW



Tube Mini R TW is a stylish and minimalist spotlight for recessed mounting in straight and inclined ceilings. It has a powerful light that can be used indirect for general lighting or directly to emphasize parts of the environment. The spot can be rotated and tilted to exactly where the light is needed. It is easy to install with springs in a standard Ø83 hole. Can be looped and is class II, for easy replacement where earth cable is not present. Tube Mini R TW comes with a black bezel as standard, with low glare. Other bezels are also available separately as accessory.

Tube Mini R TW







Product- and environment images



Article codes



Article	Protection	Control gear	Mounting/Connection	Dimensions
  320727 Tube Mini R TW Black 620lm (@4000K) 2000-4000K TW LEDDim 13W LED 48 lm/W SDCM:2 L90/B10>100,000 Beam: 40°, Direct, Reflector medium	Class II IP20	TW LEDDim	Recessed, Indoor Screwless terminal block	L226 x W94 x H94
  320726 Tube Mini R TW White 620lm (@4000K) 2000-4000K TW LEDDim 13W LED 48 lm/W SDCM:2 L90/B10>100,000 Beam: 40°, Direct, Reflector medium	Class II IP20	TW LEDDim	Recessed, Indoor Screwless terminal block	L226 x W94 x H94