

Switch, surface outdoor IP55



Switches for use where IP55 is required, with 2-pole break or 1-pole momentary. The switch base can be removed, allowing for cable routing underneath. It also has an additional screw terminal in the base that can be used for ground wires. Cable bushings in soft polymer, 2 up, 1 down (or vice versa if the connection insert is flipped). The cable bushings can be removed and replaced by a strain relief (accessory). There are also weak points for cable entry from behind, making it IP44, and weak points for drainage must be opened.

Switch, surface outdoor IP55











Product- and environment images



Article codes



Article	Protection	Control gear	Mounting/Connection	Dimensions
 76581 Switch surface Black IP55	IP55		Indoor / Outdoor	L84 x W71 x H44
 76691 Switch surface Black IP55 Impulse	IP55		Indoor / Outdoor	L84 x W71 x H44
 76580 Switch surface White IP55	IP55		Indoor / Outdoor	L84 x W71 x H44
 76690 Switch surface White IP55 Impulse	IP55		Indoor / Outdoor	L84 x W71 x H44
Accessories				
 76941 Strain relief clip Black for Switch/Outlet IP44/IP55				L40 x W22 x H29
 76956 Connectionpart Black IP44/IP55				L40 x W29 x H17
 76940 Strain relief clip White for Switch/Outlet IP44/IP55				L40 x W22 x H29
 76955 Connectionpart White IP44/IP55				L40 x W29 x H17