



Arlon is an efficient and modern luminaire made from die-cast, powder-coated aluminium. The light source is recessed and slightly angled, making it well-suited to lighting walkways, corridors and other similar spaces thanks to its low levels of glare. Can be dimmed using trailing edge dimming or DALI dimmer (DALI upon request). Easy installation with back plate for mounting, two cable inputs and a quick connector. Can also be used to provide uplight.

Arlon








Product- and environment images



Article codes



Article		Protection	Control gear	Mounting/Connection	Dimensions
	653604 Arlon Black 920lm 2700K Ra>80 Trailing edge 10W LED 92 lm/W SDCM:3 L80/B20>100,000 Direct, Difuser	Class II IP65 IK10	Trailing edge	Wall, Outdoor Screwless terminal block	L270 x W150 x H47
	653606 Arlon White 1100lm 2700K Ra>80 Trailing edge 10W LED 110 lm/W SDCM:3 L80/B20>100,000 Direct, Difuser	Class II IP65 IK10	Trailing edge	Wall, Outdoor Screwless terminal block	L270 x W150 x H47
	653605 Arlon Black 980lm 3000K Ra>80 Trailing edge 10W LED 98 lm/W SDCM:3 L80/B20>100,000 Direct, Difuser	Class II IP65 IK10	Trailing edge	Wall, Outdoor Screwless terminal block	L270 x W150 x H47
	653607 Arlon White 1170lm 3000K Ra>80 Trailing edge 10W LED 117 lm/W SDCM:3 L80/B20>100,000 Direct, Difuser	Class II IP65 IK10	Trailing edge	Wall, Outdoor Screwless terminal block	L270 x W150 x H47
	653622 Arlon Black 1030lm 4000K Ra>80 Trailing edge 10W LED 103 lm/W SDCM:3 L80/B20>100,000 Direct, Difuser	Class II IP65 IK10	Trailing edge	Wall, Outdoor Screwless terminal block	L270 x W150 x H47