

Rax Soft 200 Connect Wireless



A version of Rax Soft 200, which is combined with a wide range of SG Connect Driver Kit Wireless to provide the desired amount of light. The lighting control is easy to configure using the SG Connect Commissioning App, and the luminaire can be used with a wireless sensor or as part of a larger system, along with other SG Connect luminaires with integrated sensors, which can easily be enlarged or reconfigured as needed. The light is turned on and off after a defined period of time, contributing to energy saving. Rax Soft Connect is installed easily with springs that fit ceiling panels with a thickness of 1–50 mm.

Rax Soft 200 Connect Wireless









Product- and environment images



Article codes












Article		Protection	Control gear	Mounting/Connection	Dimensions
	212772 Rax Soft 200 Satin 3000K Ra>80 Connect Wireless LED SDCM:2 L90/B10>100,000 Beam: 62°, Direct, Satin Matt Reflector	Class II SELV IP44/IP20 IK08	Connect Wireless	Recessed, Indoor Quick connector	Ø216 x H93
	212773 Rax Soft 200 Satin 4000K Ra>80 Connect Wireless LED SDCM:2 L90/B10>100,000 Beam: 62°, Direct, Satin Matt Reflector	Class II SELV IP44/IP20 IK08	Connect Wireless	Recessed, Indoor Quick connector	Ø216 x H93
Drivers					
	820503 Driver kit Wireless 13W 300mA Connect 13W 100,000	Class II IP20	Connect	Recessed, Indoor 3 pol Linect / screwless terminal block	L157 x W45 x H30
	820504 Driver kit Wireless 18W 500mA Connect 18W 100,000	Class II IP20	Connect	Recessed, Indoor 3 pol Linect / screwless terminal block	L157 x W45 x H30
	820506 Driver kit Wireless 26W 700mA Connect 26W 100,000	Class II IP20	Connect	Recessed, Indoor 3 pol Linect / screwless terminal block	L157 x W45 x H30
	820515 Driver kit Wireless 35W 900mA Connect 35W 100,000	Class II IP20	Connect	Recessed, Indoor 3 pol Linect / screwless terminal block	L157 x W45 x H30

Accessories

Article codes



Article	Protection	Control gear	Mounting/Connection	Dimensions
 212618 Rax 200 Black Rehabring Ø205-250mm				Ø270 x H16
 212619 Rax 200 Black Rehabring Ø210-280mm				Ø300 x H16
 212625 Rax 200 Black Glass clear IP44				Ø218 x H12
 212627 Rax 200 Black Glass frosted IP44				Ø220 x H12
 212624 Rax 200 White Glass clear IP44				Ø218 x H12
 212626 Rax 200 White Glass frosted IP44				Ø218 x H12
 8249044696 Rax 200 White Rehabring Ø205-250mm				Ø270 x H16
 900109 Reliefplate Weight distribution panel				L400 x W400 x H1
 8249038725 Rax 200 Mounting plate				L585 x W260 x H15