

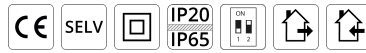
# Jupiter Pro Soft



## Jupiter Pro Soft White 1110lm 2700K Ra>90 Trailing edge dimming

Article code: 940354  
EAN: 7021989403548

• = This article is produced by order, with an expected delivery time of 3-4 weeks.



### Electrical

System wattage: 15W  
Voltage: 220-240V  
Max. luminaires per circuit breaker: B10: 19, B16: 30, C10: 31, C16: 51

### Light technic

Type of light source: LED  
Luminous flux: 1110lm  
Efficacy: 74 lm/W  
Colour temperature: 2700K  
Colour rendering (CRI): Ra>90  
MacAdams factor: SDCM: 2  
Lifetime: L90/B10>100,000  
Light distribution: Direct  
Optic: Reflector  
Beam angle: 35°

### Control/Dimming

Type: Trailing edge dimming

### Protection

Luminaire class: Class II SELV  
IP Class: IP65/IP20

### Energy and approvals

Contains light source of energy class: E  
Breem: Fulfil Hea 01 for flicker free lighting

### Materials and finish

Housing: Aluminium  
Colour: White (RAL 9003)  
Optics: Tempered glass

### Mounting/Connection

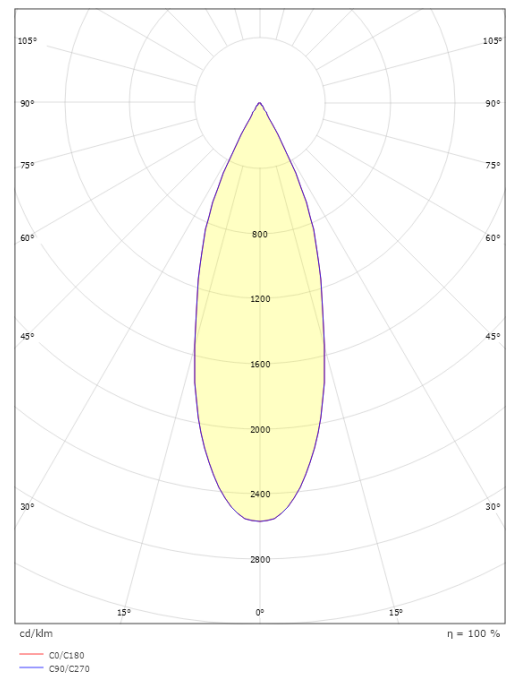
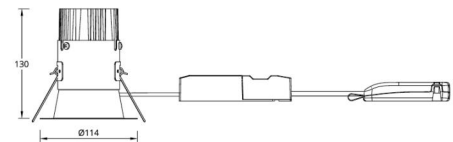
Mounting: Recessed, Indoor / Outdoor  
Connection: Quick connector

### Dimensions

Height (mm) H: 130  
Diameter (mm) D: 114  
Cut-out (mm): 83  
Distance to flammable materials: 50mm  
Weight (kg) gross/net: 0.635 / 0.54

### Packaging

Packing dimensions (mm): 152 x 143 x 140



7 0 2 1 9 8 9 4 0 3 5 4 8