


Jupiter Pro 2200 Graphite 40° 2200lm 4000K Ra>90 Trailing edge dimming

Article code: 940441
 EAN: 7021989404415



Electrical

System wattage: 22W
 Voltage: 220-240V
 Max. luminaires per circuit breaker: B10: 18, B16: 30, C10: 31, C16: 51

Light technic

Type of light source: LED
 Luminous flux: 2200lm
 Efficacy: 100 lm/W
 Colour temperature: 4000K
 Colour rendering (CRI): Ra>90
 MacAdams factor: SDCM: 2
 Lifetime: L90/B10>100,000
 Light distribution: Direct
 Optic: Reflector
 Beam angle: 40°
 UGR: UGR<22

Control/Dimming

Type: Trailing edge dimming

Protection

Luminaire class: Class II SELV

Energy and approvals

Contains light source of energy class: E
 Breeam: Fulfils Hea 01 for flicker free lighting
 BVB: Yes

Materials and finish

Housing: Aluminium
 Colour: Graphite
 Optics: Tempered glass

Mounting/Connection

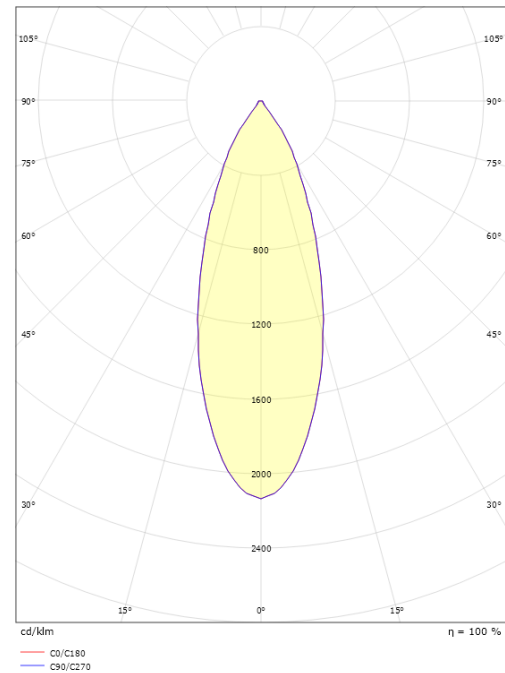
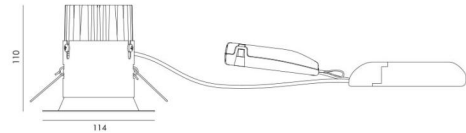
Mounting: Recessed, Indoor / Outdoor
 Module: 2200
 Connection: Screwless terminal block

Dimensions

Height (mm) H: 112
 Diameter (mm) D: 114
 Cut-out (mm): 83
 Ceiling void depth (mm): 110
 Distance to flammable materials: 100mm
 Weight (kg) gross/net: 1.08 / 0.9

Packaging

Packing dimensions (mm): 830 x 120 x 130



7 0 2 1 9 8 9 4 0 4 4 1 5