




Design: Svein Knudsen / Andrew Smith. Attractive, round wall luminaire with half-diffuser and four slits for indirect light that can be installed both indoors and outdoors. Made of die-cast powder-coated aluminium. Diffuser made of UV-stabilised opal polycarbonate. Two inputs/outputs for cables, option of both visible and concealed cabling, and loopable quick clips. IP65 and vandal-resistant rating IK10.

Tardo








Product- and environment images



Article codes



Article	Protection	Control gear	Mounting/Connection	Dimensions
Graphite				
 623896 Tardo Graphite 2xE27 On/Off Beam: 120°, Direct/Indirect, Opal	Class I IP65 IK10	On/Off	Surface, Indoor / Outdoor Screwless terminal block	Ø325 x H105 x D105
 633896 Tardo 2000 Graphite 810lm 3000K Ra>80 Trailing edge dimming 14W LED 58 lm/W SDCM:3 L70/B50>100,000 Beam: 120°, Direct/Indirect, Opal	Class I IP65 IK10	Trailing edge dimming	Surface, Indoor / Outdoor Screwless terminal block	Ø325 x D105
 633897 Tardo 2000 Graphite 810lm 3000K Ra>80 Sensor 14W LED 58 lm/W SDCM:3 L70/B50>100,000 Beam: 120°, Direct/Indirect, Opal	Class I IP65 IK10	Sensor	Surface, Indoor / Outdoor Screwless terminal block	Ø325 x D105
White				
 611896 Tardo White 2xE27 On/Off Beam: 120°, Direct/Indirect, Opal	Class I IP65 IK10	On/Off	Surface, Indoor / Outdoor Screwless terminal block	Ø325 x H105 x D105
 621897 Tardo 2000 White 1000lm 3000K Ra>80 Sensor 14W LED 71 lm/W SDCM:3 L70/B50>100,000 Beam: 120°, Direct/Indirect, Opal	Class I IP65 IK10	Sensor	Surface, Indoor / Outdoor Screwless terminal block	Ø325 x D105