

# Environmental product declaration

in accordance with ISO 14025 and EN 15804+A2

## Frame Square Maxi



The Norwegian EPD Foundation

**Owner of the declaration:**

SG Armaturen AS

**Product:**

Frame Square Maxi

**Declared unit:**

1 pcs

**This declaration is based on Product Category Rules:**

CEN Standard EN 15804:2012+A2:2019 serves as core PCR

IBU PCR - Part B for luminaires, lamps, and components for luminaires

**Program operator:**

The Norwegian EPD Foundation

**Declaration number:**

NEPD-11319-11263

**Registration number:**

NEPD-11319-11263

**Issue date:**

04.06.2025

**Valid to:**

04.06.2030

**EPD software:**

LCAno EPD generator ID: 972207

## General information

### Product

Frame Square Maxi

### Program operator:

The Norwegian EPD Foundation  
Post Box 5250 Majorstuen, 0303 Oslo, Norway  
Phone: +47 977 22 020  
web: [www.epd-norge.no](http://www.epd-norge.no)

### Declaration number:

NEPD-11319-11263

### This declaration is based on Product Category Rules:

CEN Standard EN 15804:2012+A2:2019 serves as core PCR  
IBU PCR - Part B for luminaires, lamps, and components for luminaires

### Statement of liability:

The owner of the declaration shall be liable for the underlying information and evidence. EPD Norway shall not be liable with respect to manufacturer information, life cycle assessment data and evidences.

### Declared unit:

1 pcs Frame Square Maxi

### Declared unit with option:

A1, A2, A3, A4, A5, B6, C1, C2, C3, C4, D

### Functional unit:

1 Frame Square Maxi LED luminaire manufactured and installed, used according to a specific lighting regime over 10 years, including waste treatment at end-of-life.

### General information on verification of EPD from EPD tools:

Independent verification of data, other environmental information and the declaration according to ISO 14025:2010, § 8.1.3 and § 8.1.4. Verification of each EPD is made according to EPD-Norway's guidelines for verification and approval requiring that tools are i) integrated into the company's environmental management system, ii) the procedures for use of the EPD tool are approved by EPD-Norway, and iii) the process is reviewed annually by an independent third party verifier. See Appendix G of EPD-Norway's General Programme Instructions for further information on EPD tools

### Verification of EPD tool:

Independent third party verification of the EPD tool, background data and test-EPD in accordance with EPDNorway's procedures and guidelines for verification and approval of EPD tools. Approval number: NEPDT41.

Third party verifier:

Vito D'Incognito, Take Care International

(no signature required)

### Owner of the declaration:

SG Armaturen AS  
Contact person: Audun Skare  
Phone: +47 90021243  
e-mail: [audun.skare@sg-as.no](mailto:audun.skare@sg-as.no)

### Manufacturer:

SG Armaturen AS  
Skytterheia 25  
4790 Lillesand, Norway

### Place of production:

SG Armaturen production site Dong Guan (China)  
No. 96 Wen Quan South Road, Shi Long Information Industrial Park  
523325 Dong Guan, China

### Management system:

### Organisation no:

958560931

### Issue date:

04.06.2025

### Valid to:

04.06.2030

### Year of study:

2023

### Comparability:

EPD of construction products may not be comparable if they not comply with EN 15804 and seen in a building context.

### Development and verification of EPD:

The declaration is created using EPD tool lca.tools ver EPD2021.09, developed by LCA.no. The EPD tool is integrated in the company's management system, and has been approved by EPD Norway. NEPDT63

Developer of EPD: Eva Linn Jenssen

Reviewer of company-specific input data and EPD: Audun Skare

### Approved:



Håkon Hauan, CEO EPD-Norge

## Product

### Product description:

Design: Holscher Design. Frame has a modern, stylish design that is great whether it is used indoors or outdoors. It can be mounted on ceilings and walls. Frame is available in round, square and rectangular shapes in different sizes. Made of die-cast, powder-coated aluminium in black, white or graphite. Flat diffuser made of UV-stabilised opal polycarbonate. Versions with sensors, twilight and emergency are available. Easy to install, two inputs/outputs for cables, with the option for either hidden or visible cabling. IP66 and IK10.

System Wattage: 21.0 W. Luminous flux: 1980lm. Efficacy: 94 lm/W. Colour temperature: 3000K. Colour rendering: Ra>80. MacAdams factor: SDCM: 3. Lifetime: L70/B20> 100,000, L80/B20> 75.000. Light distribution: Direct. Control/Dimming: Trailing edge dimming. Luminaire class: Class II. Housing: Aluminium. Optics: UV-stabilized polycarbonate. Height: 77.0mm. Length: 310.0 mm. Width: 310.0 mm. EAN: 7021986053616

The EPD also covers the following products:

EAN: 7021986053418 - FRAME SQUARE MAXI WHITE LED 3000K  
 EAN: 7021986053517 - FRAME SQUARE MAXI BLACK LED 3000K  
 EAN: 7021986053715 - FRAME SQUARE MAXI WHITE LED 4000K  
 EAN: 7021986053814 - FRAME SQUARE MAXI BLACK LED 4000K  
 EAN: 7021986053913 - FRAME SQUARE MAXI GRAPHITE LED 4000K

Please note that the above has been calculated with the Norwegian Energy-mix. If you want an EPD with a specific energy-mix, please send us a request.

### Product specification

Materials	kg	%
Electronic - Connector	0,010	0,34
Electronic - LED driver	0,11	3,71
Electronic - LED plate	0,18	6,36
Electronic - Wire	0,0077	0,25
Metal - Aluminium	2,065	69,32
Metal - Copper	0,00050	0,016
Metal - Stainless steel	0,11	3,72
Plastic - Polycarbonate (PC)	0,45	15,23
Plastic - Polyethylene (LDPE)	0,0040	0,13
Plastic - Polyvinyl chloride (PVC)	0,0028	0,096
Silicon products	0,023	0,78
Total	2,97	100,00

Packaging	kg	%
Packaging - Cardboard	0,40	98,46
Packaging - Recycled paper	0,01	1,54
Total incl. packaging	3,39	100,00

### Technical data:

Link to product data on our website:

[https://www.sg-as.com/products/frame-square-maxi/605361/pdf/specification\\_605361.pdf](https://www.sg-as.com/products/frame-square-maxi/605361/pdf/specification_605361.pdf)

Link to CE Declaration:

[https://www.sg-as.com/assets/product/default/data/702120\\_Frame%20Square%20Maxi/50/702120\\_Frame%20Square%20Maxi.pdf](https://www.sg-as.com/assets/product/default/data/702120_Frame%20Square%20Maxi/50/702120_Frame%20Square%20Maxi.pdf)

### Market:

Nordic + Northwestern Europe

### Reference service life, product

10 years. Estimated based on the characteristics of the product and the intended application.

### Reference service life, building or construction works

## LCA: Calculation rules

### Declared unit:

1 pcs Frame Square Maxi

### Cut-off criteria:

All major raw materials and all the essential energy is included. The production processes for raw materials and energy flows with very small amounts (less than 1%) can be excluded. These cut-off criteria do not apply for hazardous materials and substances.

**Allocation:**

The allocation is made in accordance with the provisions of EN 15804. Incoming energy and water and waste production in-house is allocated equally among all products through mass allocation. Effects of primary production of recycled materials is allocated to the main product in which the material was used. The recycling process and transportation of the material is allocated to this analysis.

**Data quality:**

Specific data for the product composition are provided by the manufacturer. The data represent the production of the declared product and were collected for EPD development in the year of study. Background data is based on EPDs according to EN 15804 and different LCA databases. The data quality of the raw materials in A1 is presented in the table below.

Materials	Source	Data quality	Year
Electronic - Connector	Material composition + ecoinvent 3.6	Supplier data + database	2019
Electronic - LED driver	Material composition + ecoinvent 3.6	Supplier data + database	2019
Electronic - LED plate	ecoinvent 3.6	Database	2019
Electronic - Wire	Material composition + ecoinvent 3.6	Supplier data + database	2019
Metal - Aluminium	Modified ecoinvent 3.6	Database	2019
Metal - Copper	Modified ecoinvent 3.6	Database	2019
Metal - Stainless steel	ecoinvent 3.6	Database	2019
Metal - Stainless steel	Modified ecoinvent 3.6	Database	2019
Packaging - Cardboard	Modified ecoinvent 3.6	Database	2019
Packaging - Recycled paper	Modified ecoinvent 3.6	Database	2019
Plastic - Polycarbonate (PC)	ecoinvent 3.6	Database	2019
Plastic - Polyethylene (LDPE)	ecoinvent 3.6	Database	2019
Plastic - Polyvinyl chloride (PVC)	Product composition + ecoinvent 3.6	Supplier data + database	2019
Silicon products	ecoinvent 3.6	Database	2019

### System boundaries (X=included, MND=module not declared, MNR=module not relevant)

Product stage			Construction installation stage		Use stage							End of life stage				Beyond the system boundaries
Raw materials	Transport	Manufacturing	Transport	Assembly	Use	Maintenance	Repair	Replacement	Refurbishment	Operational energy use	Operational water use	De-construction demolition	Transport	Waste processing	Disposal	Reuse-Recovery-Recycling-potential
A1	A2	A3	A4	A5	B1	B2	B3	B4	B5	B6	B7	C1	C2	C3	C4	D
X	X	X	X	X	MND	MND	MND	MND	MND	X	MND	X	X	X	X	X

#### System boundary:



#### Additional technical information:

Link to Mounting instruction on our website:

[https://www.sg-as.com/assets/product/default/data/702120\\_Frame%20Square%20Maxi/20/702120\\_Frame\\_Square\\_Maxi\\_User%20manual.pdf](https://www.sg-as.com/assets/product/default/data/702120_Frame%20Square%20Maxi/20/702120_Frame_Square_Maxi_User%20manual.pdf)

## LCA: Scenarios and additional technical information

The following information describe the scenarios in the different modules of the EPD.

Scenario: Facade

Module A4 = Transportation by truck (40 km) from the production site in Dong Guan, China to the harbor. After this the goods are transported by ship (19000 km) from Dong Guan, China to Hamburg, Germany. Then with a truck (650 km) from Hamburg, Germany to the warehouse in Lillesand, Norway or to the warehouse in Mechelen, Belgium + 800 km for Nordic / Northwestern Europe Market.

Module A5 = Installation is performed in the Nordic / Northwestern Europe Market and done by manual labor, with the use of electrical machines, that fall under the cut-off criteria of 1% and is therefore neglected. Packaging of the final product consist of a corrugated board box.

Module B6 = The operational energy use of the luminaire is calculated based on the methodology provided in IBU PCR Part B for luminaires, lamps, and components for luminaires. The energy consumption model for luminaire used in the PCR follows the application scenarios developed in EN 15193:2007. To calculate the electricity use of the luminaire, the following scenario parameters have been applied:

- Active power of the luminaire (Pa) = 21 watt
- Passive power of the luminaire (Pp) = 0. watt
- Daylight time usage (tD) = 0 hours
- Non-daylight time usage (tN) = 1825 hours
- Standard year time (ty) = 8760 hours
- The occupancy dependency factor (FO) = 1
- The daylight dependency factor (FD) = 1
- The product specific constant illuminance factor (FCP) = 1
- The non-daylight dimming factor (FN) = 0,9
- The application specific empiric lifetime of the luminaire in years (a) = 10 years (corresponding to the reference service life of the product).

Module C1 = The de-installation of the luminaire is done by manual labor, with the help of electrical machines. The use of portable electrical devices (e.g., drill) usually have low energy requirements falling under the cut-off-criterion of 1% and is therefore neglected.

Module C2 = Transportation from building site to the waste treatment facility with an average distance of 300km.

Modules C3 and C4 = Waste treatment of the product follows the default values provided in EN 50693, Product Category Rules for life cycle assessments of electronic and electrical products and systems, table G.4. This table specified how different types of raw materials used in A1 will likely be treated during the end-of-life of the product. Waste treatments in C3 include material recycling and incineration with and without energy recovery and fly ash extraction. Disposal in C4 consist of landfilling of different waste fractions and of ashes.

Module D = The recyclability of metals, plastics, and electronic components allows the producers a credit for the net scrap that is produced at the end of a product's life. The benefits from recycling of net scrap are described in formula from EN 15804:2012+A2:2019. Substitution of heat and electricity generated by the incineration with energy recovery of plastic insulation and other parts is also calculated in module D.

Transport from production place to user (A4)	Capacity utilisation (incl. return) %	Distance (km)	Fuel/Energy Consumption	Unit	Value (Liter/tonne)
Ship, Freight, Transoceanic (km)	65,0 %	19000	0,003	l/tkm	57,00
Truck, 16-32 tonnes, EURO 6 (km) - Europe	36,7 %	1450	0,043	l/tkm	62,35
Truck, 16-32 tonnes, EURO 6 (km) - Rest of World	38,8 %	40	0,044	l/tkm	1,76
Assembly (A5)		Unit	Value		
Waste, packaging, paper printed, 100% recycled content, to average treatment (kg) - Global - A5, incl. 85 km transp	kg	0,0063			
Waste, packaging, corrugated board box, with recycled content, to average treatment (kg) - A5 including transport	kg	0,40			
Operational energy (B6)		Unit	Value		
Electricity, Norway (kWh)	kWh	344,93			
Transport to waste processing (C2)	Capacity utilisation (incl. return) %	Distance (km)	Fuel/Energy Consumption	Unit	Value (Liter/tonne)
Truck, 16-32 tonnes, EURO 6 (km) - Rest of World	38,8 %	300	0,044	l/tkm	13,20

Waste processing (C3)	Unit	Value			
Steel to recycling (kg)	kg	0,089			
Waste treatment of plastic mixture, incineration with energy recovery and fly ash extraction (kg)	kg	0,26			
Waste treatment of polyethylene (PE), incineration with energy recovery and fly ash extraction (kg)	kg	0,0020			
Aluminium to recycling (kg)	kg	1,44			
Waste treatment per kg used electronic components, manual separation (kg)	kg	0,12			
Copper to recycling (kg)	kg	0,0044			
Waste treatment per kg used PWB, shredding and separation - C3 (kg)	kg	0,26			
Waste treatment per kg electronics scrap from LED plate, without components, recycling of copper - C3 (kg)	kg	0,094			
Waste treatment per kg electronics scrap from PWB, with components, recycling of metals C3 (kg)	kg	0,037			
Brass to recycling (kg)	kg	0,00030			

Disposal (C4)	Unit	Value			
Landfilling of steel (kg)	kg	0,022			
Landfilling of ashes from incineration of Plastic mixture, process per kg ashes and residues (kg)	kg	0,0091			
Landfilling of plastic mixture (kg)	kg	0,26			
Landfilling of ashes from incineration of Polyethylene (PE), process per kg ashes and residues (kg)	kg	0,000070			
Landfilling of aluminium (kg)	kg	0,61			
Landfilling of copper (kg)	kg	0,0029			
Landfilling of hazardous waste (kg)	kg	0,13			
Landfilling of brass (kg)	kg	0,00020			

Benefits and loads beyond the system boundaries (D)	Unit	Value			
Substitution of primary steel with net scrap (kg)	kg	0,087			
Substitution of electricity (MJ)	MJ	0,43			
Substitution of thermal energy, district heating (MJ)	MJ	6,50			
Substitution of primary aluminium with net scrap (kg)	kg	-0,053			
Substitution of primary copper with net scrap (kg)	kg	0,0044			
Substitution of copper with net scrap from PWB, without components (kg)	kg	0,0094			
Substitution of primary metals with net scrap from PWB, with components (kg)	kg	0,011			
Substitution of primary Brass with net scrap (kg)	kg	0,00010			

## LCA: Results

The LCA results are presented below for the declared unit defined on page 2 of the EPD document.

Environmental impact							
Indicator	Unit	A1	A2	A3	A4	A5	
GWP-total	kg CO <sub>2</sub> -eq	5,05E+01	1,74E-02	1,51E+00	1,43E+00	7,02E-01	
GWP-fossil	kg CO <sub>2</sub> -eq	5,08E+01	1,74E-02	1,51E+00	1,43E+00	6,63E-03	
GWP-biogenic	kg CO <sub>2</sub> -eq	-4,27E-01	6,77E-06	2,33E-03	5,08E-04	6,95E-01	
GWP-luluc	kg CO <sub>2</sub> -eq	1,05E-01	6,35E-06	2,38E-04	7,14E-04	2,19E-06	
ODP	kg CFC11 -eq	9,21E-06	3,78E-09	2,27E-08	3,16E-07	1,40E-09	
AP	mol H+ -eq	4,05E-01	5,20E-05	7,96E-03	2,21E-02	3,14E-05	
EP-FreshWater	kg P -eq	6,66E-03	1,63E-07	3,37E-05	9,14E-06	5,45E-08	
EP-Marine	kg N -eq	5,27E-02	1,02E-05	1,65E-03	5,31E-03	1,04E-05	
EP-Terrestrial	mol N -eq	6,01E-01	1,14E-04	1,81E-02	5,92E-02	1,12E-04	
POCP	kg NMVOC -eq	1,83E-01	4,29E-05	4,81E-03	1,60E-02	3,23E-05	
ADP-minerals&metals <sup>1</sup>	kg Sb-eq	1,11E-02	4,66E-07	4,69E-06	2,73E-05	1,61E-07	
ADP-fossil <sup>1</sup>	MJ	5,88E+02	2,57E-01	1,35E+01	2,02E+01	9,28E-02	
WDP <sup>1</sup>	m <sup>3</sup>	2,01E+03	8,37E-02	2,17E+00	1,34E+01	1,18E-01	

Indicator	Unit	B6	C1	C2	C3	C4	D
GWP-total	kg CO <sub>2</sub> -eq	8,39E+00	0,00E+00	1,73E-01	6,69E-01	6,80E-02	-3,34E-01
GWP-fossil	kg CO <sub>2</sub> -eq	8,13E+00	0,00E+00	1,73E-01	6,69E-01	6,77E-02	-3,41E-01
GWP-biogenic	kg CO <sub>2</sub> -eq	2,25E-01	0,00E+00	6,74E-05	9,60E-05	2,75E-05	3,90E-05
GWP-luluc	kg CO <sub>2</sub> -eq	3,36E-02	0,00E+00	6,33E-05	1,77E-04	2,54E-04	6,71E-03
ODP	kg CFC11 -eq	5,58E-07	0,00E+00	3,76E-08	4,05E-09	4,85E-09	-2,75E-03
AP	mol H+ -eq	6,36E-02	0,00E+00	5,18E-04	2,94E-04	2,25E-04	-4,45E-02
EP-FreshWater	kg P -eq	5,85E-04	0,00E+00	1,62E-06	1,28E-06	1,46E-06	-2,63E-04
EP-Marine	kg N -eq	6,99E-03	0,00E+00	1,02E-04	9,42E-05	9,12E-05	-2,13E-03
EP-Terrestrial	mol N -eq	9,09E-02	0,00E+00	1,14E-03	9,97E-04	6,57E-04	-3,03E-02
POCP	kg NMVOC -eq	2,45E-02	0,00E+00	4,27E-04	2,55E-04	2,52E-04	-8,49E-03
ADP-minerals&metals <sup>1</sup>	kg Sb-eq	6,07E-04	0,00E+00	4,64E-06	4,16E-07	2,54E-07	-9,95E-04
ADP-fossil <sup>1</sup>	MJ	1,11E+02	0,00E+00	2,56E+00	4,78E-01	5,85E-01	-4,10E+00
WDP <sup>1</sup>	m <sup>3</sup>	4,33E+02	0,00E+00	8,34E-01	5,08E+00	6,28E+00	2,52E+02

GWP-total = Global Warming Potential total; GWP-fossil = Global Warming Potential fossil fuels; GWP-biogenic = Global Warming Potential biogenic; GWP-luluc = Global Warming Potential land use and land use change; ODP = Depletion potential of the stratospheric ozone layer; AP = Acidification potential, Accumulated Exceedance; EP-freshwater = Eutrophication potential, fraction of nutrients reaching freshwater end compartment; EP-marine = Eutrophication potential, fraction of nutrients reaching marine end compartment; EP-terrestrial = Eutrophication potential, Accumulated Exceedance; POCP = Formation potential of tropospheric ozone; ADP-minerals&metals = Abiotic depletion potential for non-fossil resources; ADP-fossil = Abiotic depletion for fossil resources potential; WDP = Water (user) deprivation potential, deprivation-weighted water consumption

"Reading example: 9,0 E-03 = 9,0\*10<sup>-3</sup> = 0,009"

\*INA Indicator Not Assessed

1. The results of this environmental impact indicator shall be used with care as the uncertainties on these results are high or as there is limited experienced with the indicator







## Remarks to environmental impacts











The product is compliant with the European RoHS Directive 2011/65/EU on Restriction of the use of certain Hazardous Substances in Electrical and Electronic equipment and with the European REACH regulation (EC) no 1907/2006 on Registration, Evaluation, Authorization and Restriction of Chemicals.

### Additional environmental impact indicators

Indicator	Unit	A1	A2	A3	A4	A5
 PM	Disease incidence	2,86E-06	1,12E-09	1,07E-07	5,06E-08	4,63E-10
 IRP <sup>2</sup>	kgBq U235 -eq	1,83E+00	1,07E-03	1,18E-02	8,77E-02	3,97E-04
 ETP-fw <sup>1</sup>	CTUe	2,91E+03	2,08E-01	3,95E+01	1,38E+01	1,24E-01
 HTP-c <sup>1</sup>	CTUh	6,87E-08	0,00E+00	4,26E-10	0,00E+00	4,00E-12
 HTP-nc <sup>1</sup>	CTUh	2,48E-06	2,01E-10	1,93E-08	1,01E-08	1,56E-10
 SQP <sup>1</sup>	dimensionless	1,46E+02	1,76E-01	2,86E+00	9,76E+00	6,23E-02









Indicator	Unit	B6	C1	C2	C3	C4	D
 PM	Disease incidence	4,56E-07	0,00E+00	1,12E-08	1,68E-09	4,07E-09	-8,69E-08
 IRP <sup>2</sup>	kgBq U235 -eq	2,01E+00	0,00E+00	1,06E-02	2,38E-03	2,18E-03	-8,81E-03
 ETP-fw <sup>1</sup>	CTUe	5,06E+02	0,00E+00	2,07E+00	2,04E+00	4,00E+02	-3,51E+02
 HTP-c <sup>1</sup>	CTUh	2,41E-08	0,00E+00	0,00E+00	7,92E-10	1,44E-10	-1,55E-09
 HTP-nc <sup>1</sup>	CTUh	5,69E-07	0,00E+00	2,03E-09	4,65E-08	1,25E-09	-1,49E-07
 SQP <sup>1</sup>	dimensionless	5,59E+01	0,00E+00	1,75E+00	1,05E-01	1,39E+00	-1,06E+01











PM = Particulate Matter emissions; IRP = Ionizing radiation – human health; ETP-fw = Eco toxicity – freshwater; HTP-c = Human toxicity – cancer effects; HTP-nc = Human toxicity – non cancer effects; SQP = Potential Soil Quality Index (dimensionless)

"Reading example: 9,0 E-03 = 9,0\*10<sup>-3</sup> = 0,009"

\*INA Indicator Not Assessed

1. The results of this environmental impact indicator shall be used with care as the uncertainties on these results are high or as there is limited experienced with the indicator
2. This impact category deals mainly with the eventual impact of low dose ionizing radiation on human health of the nuclear fuel cycle. It does not consider effects due to possible nuclear accidents, occupational exposure nor due to radioactive waste disposal in underground facilities. Potential ionizing radiation from the soil, from radon and from some construction materials is also not measured by this indicator.

Resource use								
Indicator		Unit	A1	A2	A3	A4	A5	
	PERE	MJ	7,28E+01	2,91E-03	1,35E+00	2,30E-01	1,53E-03	
	PERM	MJ	2,45E+00	0,00E+00	0,00E+00	0,00E+00	-2,45E+00	
	PERT	MJ	7,52E+01	2,91E-03	1,35E+00	2,30E-01	-2,45E+00	
	PENRE	MJ	5,73E+02	2,57E-01	1,35E+01	2,02E+01	9,28E-02	
	PENRM	MJ	1,58E+01	0,00E+00	0,00E+00	0,00E+00	0,00E+00	
	PENRT	MJ	5,89E+02	2,57E-01	1,35E+01	2,02E+01	9,28E-02	
	SM	kg	2,14E+00	0,00E+00	0,00E+00	0,00E+00	0,00E+00	
	RSF	MJ	2,37E-01	5,68E-05	1,17E-03	7,57E-03	5,07E-05	
	NRSF	MJ	1,39E-01	4,83E-04	1,11E-02	4,06E-02	2,09E-04	
	FW	m <sup>3</sup>	4,86E-01	2,87E-05	3,55E-02	1,74E-03	4,38E-05	




Indicator		Unit	B6	C1	C2	C3	C4	D
	PERE	MJ	1,44E+03	0,00E+00	2,89E-02	8,80E-02	1,42E-01	-2,15E+00
	PERM	MJ	0,00E+00	0,00E+00	0,00E+00	0,00E+00	0,00E+00	0,00E+00
	PERT	MJ	1,44E+03	0,00E+00	2,89E-02	8,80E-02	1,42E-01	-2,15E+00
	PENRE	MJ	1,11E+02	0,00E+00	2,56E+00	4,78E-01	5,86E-01	-4,10E+00
	PENRM	MJ	0,00E+00	0,00E+00	0,00E+00	-1,67E+01	0,00E+00	0,00E+00
	PENRT	MJ	1,11E+02	0,00E+00	2,56E+00	-1,63E+01	5,86E-01	-4,10E+00
	SM	kg	0,00E+00	0,00E+00	0,00E+00	0,00E+00	2,87E-03	3,10E-03
	RSF	MJ	1,13E+00	0,00E+00	5,66E-04	9,73E-04	9,09E-04	4,06E-03
	NRSF	MJ	2,81E+00	0,00E+00	4,81E-03	-4,95E-05	2,49E-02	-9,95E-02
	FW	m <sup>3</sup>	1,07E+01	0,00E+00	2,86E-04	1,14E-03	5,23E-04	6,32E-04




PERE = Use of renewable primary energy excluding renewable primary energy resources used as raw materials; PERM = Use of renewable primary energy resources used as raw materials; PERT = Total use of renewable primary energy resources; PENRE = Use of non renewable primary energy excluding non-renewable primary energy resources used as raw materials; PENRM = Use of non renewable primary energy resources used as raw materials; PENRT = Total use of non renewable primary energy resources; SM = Use of secondary materials; RSF = Use of renewable secondary fuels; NRSF = Use of non-renewable secondary fuels; FW = Net use of fresh water

"Reading example: 9,0 E-03 = 9,0\*10<sup>-3</sup> = 0,009"

\*INA Indicator Not Assessed

### End of life - Waste

Indicator		Unit	A1	A2	A3	A4	A5
	HWD	kg	3,17E-01	2,32E-05	1,85E-03	9,87E-04	0,00E+00
	NHWD	kg	6,87E+00	1,23E-02	1,26E-01	6,25E-01	4,10E-01
	RWD	kg	1,44E-03	1,69E-06	1,06E-05	1,39E-04	0,00E+00






Indicator		Unit	B6	C1	C2	C3	C4	D
	HWD	kg	7,13E-02	0,00E+00	2,31E-04	2,23E-05	1,57E-01	-5,28E-03
	NHWD	kg	8,55E+00	0,00E+00	1,23E-01	3,05E-02	9,19E-01	-4,07E-02
	RWD	kg	9,94E-04	0,00E+00	1,68E-05	1,18E-06	1,90E-06	-5,51E-06


HWD = Hazardous waste disposed; NHWD = Non-hazardous waste disposed; RWD = Radioactive waste disposed

"Reading example: 9,0 E-03 =  $9,0 \cdot 10^{-3} = 0,009$ "

\*INA Indicator Not Assessed

### End of life - Output flow

Indicator		Unit	A1	A2	A3	A4	A5
	CRU	kg	0,00E+00	0,00E+00	0,00E+00	0,00E+00	0,00E+00
	MFR	kg	0,00E+00	0,00E+00	8,75E-02	0,00E+00	3,81E-01
	MER	kg	0,00E+00	0,00E+00	1,43E-02	0,00E+00	4,41E-04
	EEE	MJ	0,00E+00	0,00E+00	1,33E-02	0,00E+00	2,35E-02
	EET	MJ	0,00E+00	0,00E+00	2,01E-01	0,00E+00	3,55E-01

Indicator		Unit	B6	C1	C2	C3	C4	D
	CRU	kg	0,00E+00	0,00E+00	0,00E+00	0,00E+00	0,00E+00	0,00E+00
	MFR	kg	0,00E+00	0,00E+00	0,00E+00	1,54E+00	2,37E-05	-1,27E-04
	MER	kg	0,00E+00	0,00E+00	0,00E+00	2,64E-01	5,80E-07	-1,67E-05
	EEE	MJ	0,00E+00	0,00E+00	0,00E+00	4,07E-01	3,76E-05	-4,29E-05
	EET	MJ	0,00E+00	0,00E+00	0,00E+00	6,15E+00	5,69E-04	-6,49E-04

CRU = Components for re-use; MFR = Materials for recycling; MER = Materials for energy recovery; EEE = Exported energy electrical; EET = Exported energy thermal

"Reading example: 9,0 E-03 =  $9,0 \cdot 10^{-3} = 0,009$ "

\*INA Indicator Not Assessed

### Biogenic Carbon Content

Indicator	Unit	At the factory gate
Biogenic carbon content in product	kg C	0,00E+00
Biogenic carbon content in accompanying packaging	kg C	1,90E-01

Note: 1 kg biogenic carbon is equivalent to 44/12 kg CO<sub>2</sub>

## Additional requirements

### Greenhouse gas emissions from the use of electricity in the manufacturing phase

National production mix from import, low voltage (production of transmission lines, in addition to direct emissions and losses in grid) of applied electricity for the manufacturing process (A3).

Electricity mix	Source	Amount	Unit
Electricity, China (kWh)	ecoinvent 3.6	1102,91	g CO <sub>2</sub> -eq/kWh

### Dangerous substances

The product contains no substances given by the REACH Candidate list.

### Indoor environment

No effect on indoor environment

## Additional Environmental Information

Additional environmental impact indicators required in NPCR Part A for construction products							
Indicator	Unit	A1	A2	A3	A4	A5	
GWPIOBC	kg CO <sub>2</sub> -eq	5,12E+01	1,74E-02	1,43E+00	1,43E+00	6,64E-03	
Indicator	Unit	B6	C1	C2	C3	C4	D
GWPIOBC	kg CO <sub>2</sub> -eq	8,38E+00	0,00E+00	1,73E-01	6,69E-01	7,06E-02	-3,97E-01

GWPIOBC: Global warming potential calculated according to the principle of instantaneous oxidation. In order to increase the transparency of biogenic carbon contribution to climate impact, the indicator GWP-IOBC is required as it declares climate impacts calculated according to the principle of instantaneous oxidation. GWP-IOBC is also referred to as GWP-GHG in context to Swedish public procurement legislation.

## Bibliography

ISO 14025:2010. Environmental labels and declarations - Type III environmental declarations - Principles and procedures. International Organization for Standardization.

ISO 14044:2006. Environmental management - Life cycle assessment - Requirements and guidelines. International Organization for Standardization.

EN 15804:2012+A2:2019. Environmental product declaration - Core rules for the product category of construction products. European Committee for Standardization.

ISO 21930:2017. Sustainability in buildings and civil engineering works - Core rules for environmental product declarations of construction products. International Organization for Standardization.

EN 50693:2019. Product category rules for life cycle assessments of electronic and electrical products and systems. European Committee for Standardization.






Ecoinvent v3, 2019. Allocation, cut-off by classification. Swiss Centre of Life Cycle Inventories.

Iversen et al., (2021). eEPD v2021.09, background information for EPD generator tool system verification, LCA.no. Report number: 07.21. System verification report.

Philis et al., (2022). EPD generator for IBU PCR part B for luminaires, lamps, and components for luminaires, background information for EPD generator application and LCA data, LCA.no. Report number: 04.22. PCR verification report.

EPD Norway (2022). NPCR Part A: Construction products and services. The Norwegian EPD foundation. Version 2.0 published 24.03.2021.

IBU (2017). PCR part B for luminaires, lampes and components for luminaires. Institut Bauen und Umwelt e.V. Version 1.7, published 30.11.2017.

 Global program operator	<b>Program operator and publisher</b> The Norwegian EPD Foundation Post Box 5250 Majorstuen, 0303 Oslo, Norway	Phone: +47 977 22 020 e-mail: post@epd-norge.no web: www.epd-norge.no
	<b>Owner of the declaration:</b> SG Armaturen AS Skytterheia 25, 4790 Lillesand, Norway	Phone: +47 90021243 e-mail: audun.skare@sg-as.no web: www.sg-as.com
	<b>Author of the Life Cycle Assessment</b> LCA.no AS Dokka 6A, 1671 Kråkerøy, Norway	Phone: +47 916 50 916 e-mail: post@lca.no web: www.lca.no
	<b>Developer of EPD generator</b> LCA.no AS Dokka 6A, 1671 Kråkerøy, Norway	Phone: +47 916 50 916 e-mail: post@lca.no web: www.lca.no
	ECO Platform ECO Portal	web: www.eco-platform.org web: ECO Portal